



25 April 2011

**Nassau University Medical Center
Exterior Sign System**

Campus Wayfinding & Emergency

Exterior Documentation Bid Documents + Addendum



ENVIRONMENTAL GRAPHICS
Gamble Design LLC
154 Maplewood Avenue
Portsmouth NH 03801
☎ 603.427.1300

ARCHITECTURE
CANNONDESIGN
360 Madison Avenue
New York NY 10017
☎ 212.972.9800

PEER REVIEW
TRO Jung | Brannen
22 Boston Wharf Road
Boston MA 02210
☎ 617.502.3400



11D
0 Primary Site ID Proposed Location existing conditions
Scale: relative to image



EXTERIOR SIGN SYSTEM NASSAU UNIVERSITY MEDICAL CENTER




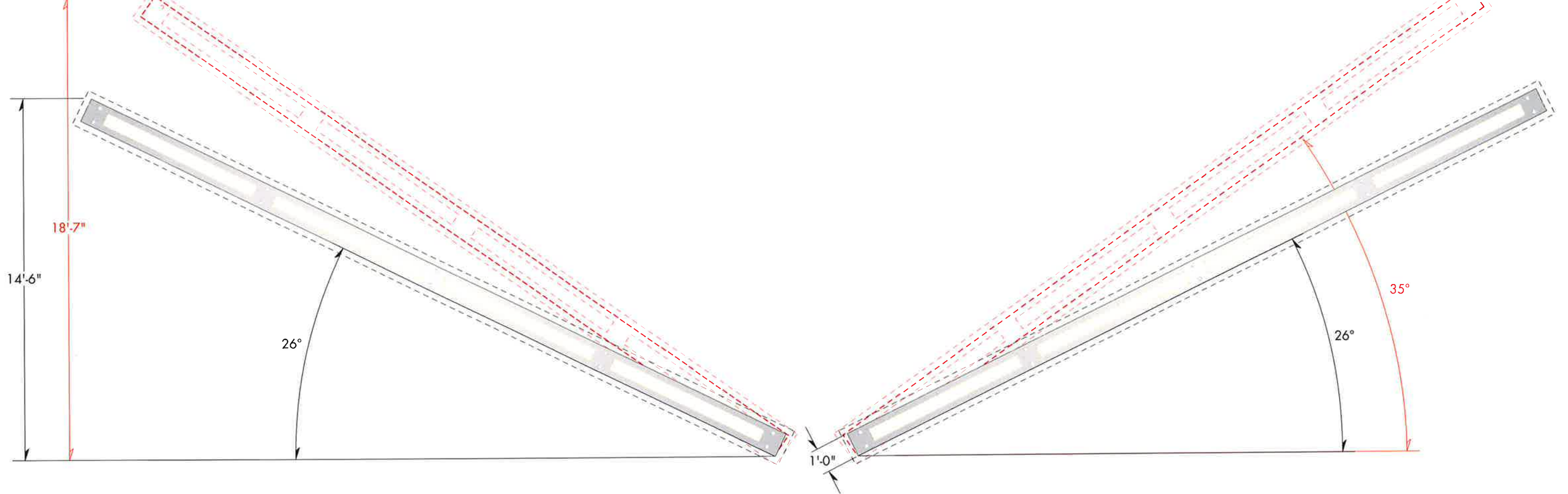
ENVIRONMENTAL GRAPHICS
Gamble Design LLC
154 Maplewood Avenue
Portsmouth NH 03801
603.427.1300

SITE REVIEW
TRO Jung | Brannen
22 Boston Wharf Road
Boston MA 02210
617.502.3400

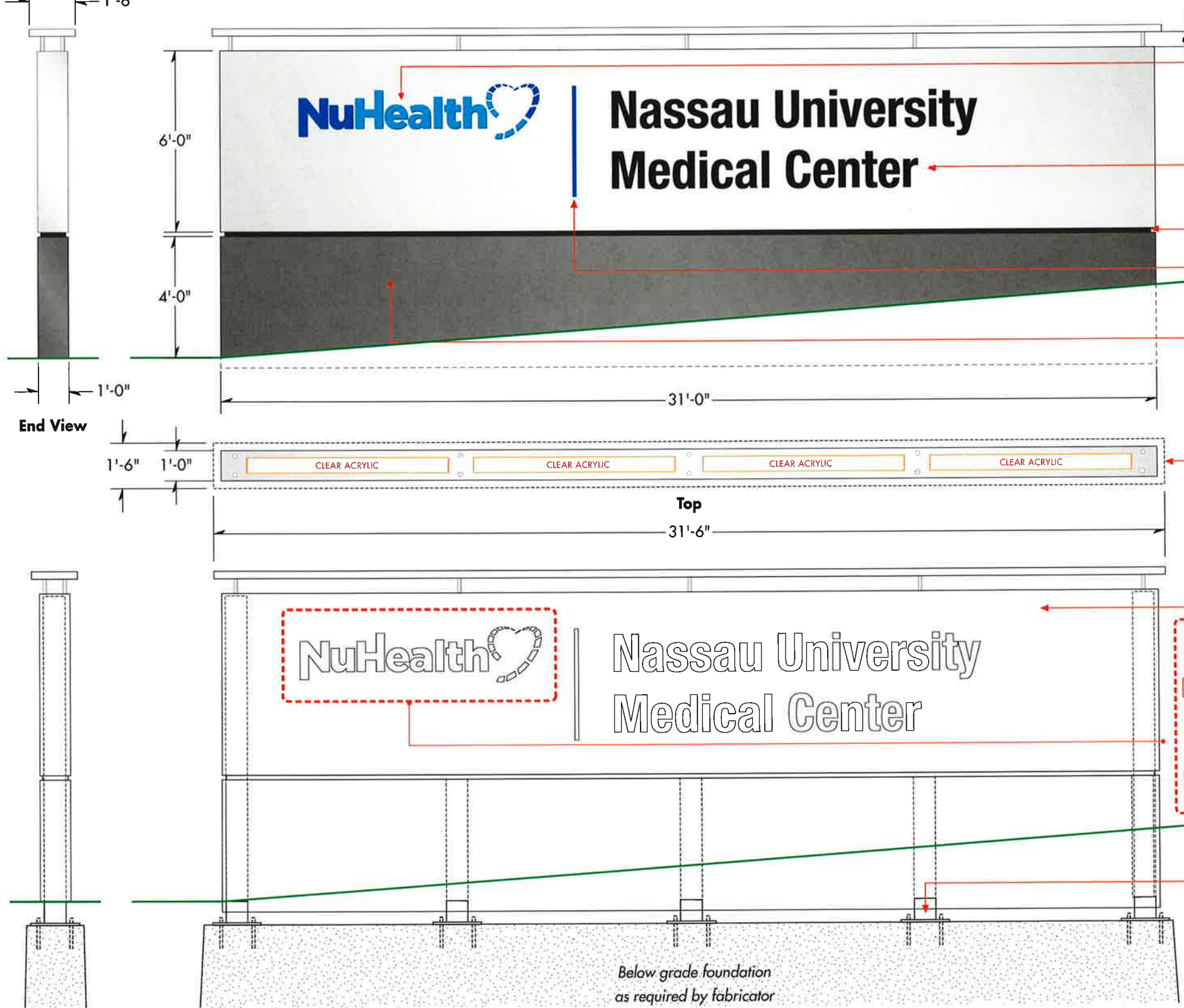
DRAWING TITLE
Primary Site ID Proposed Location
Existing conditions
Scale: as shown
7 October 2010

DRAWING N°

11D.0



11D
1 Primary Site ID Front Elevation/Plan
Scale: 1/4" = 1'-0"



Logotype/Logo
Rear-illuminated logotype/logo reverses from opaque sign face; All graphics 1/2" "push-thru" clear acrylic with translucent color vinyl on second surface; vinyl colors: to match NuHealth ID standards

NUMC letterforms
1/2" "push-thru" illuminated graphics reverse from opaque painted MP# "Satin Aluminum" sign face; letterforms color: Casocryl® "Black/White" acrylic

Divider Rule
1/2" "push-thru" illuminated rule reverses from opaque sign face; color: "Blue" vinyl to match NuHealth ID standards

Sign Base
1/8" aluminum "skirt"; paint color: "Cygnus Gray Metallic" MP#22030. Note: skirt to extend below grade/slope; new landscape (turf/groundcover, etc.) by Owner

Sign Cap
3" deep aluminum pan assembly overlaps sign box below 3" all sides; cap underside illuminated by light emitted through clear acrylic openings in top of sign box; paint color: MP# "Satin Aluminum"

Notes:
Two (2) freestanding single-sided 1/8" aluminum sign boxes with "push-thru" illuminated graphics, aluminum base skirt and luminous caps; paint colors as indicated
Electrical service provided by Owner/GC. Fabricator to field verify all site conditions. Service access on back of signs to be low-visibility with no light leaks; all fasteners to be hidden

Landscape typical
Fabricator to verify grade/slope

Structure typical
Sign structure secures directly to foundation below grade

Foundation
Precast footings/foundation as required; aluminum "skirt" extends below grade

1ID
2 Primary Site ID freestanding
Scale: 1/4" = 1'-0"



EXTERIOR SIGN SYSTEM NASSAU UNIVERSITY MEDICAL CENTER



ENVIRONMENTAL GRAPHICS
Gamble Design LLC
154 Maplewood Avenue
Portsmouth NH 03801
603.427.1300

SITE REVIEW
TRO Jung | Brannen
22 Boston Wharf Road
Boston MA 02210
617.502.3400

DRAWING TITLE
Primary Site ID notes/specifications
Freestanding sign w/aluminum "skirt"
Scale: as shown
20 April 2011

DRAWING N°

1ID.2



11D Primary Site ID context image
 Ti Scale: relative to image



EXTERIOR SIGN SYSTEM NASSAU UNIVERSITY MEDICAL CENTER



ENVIRONMENTAL GRAPHICS
Gamble Design LLC
 154 Maplewood Avenue
 Portsmouth NH 03801
 ☎ 603.427.1300

SITE REVIEW
TRO Jung | Brannen
 22 Boston Wharf Road
 Boston MA 02210
 ☎ 617.502.3400

DRAWING TITLE
Primary Site ID Revised
 facing Hempstead Turnpike
 Scale: as shown
 19 April 2011

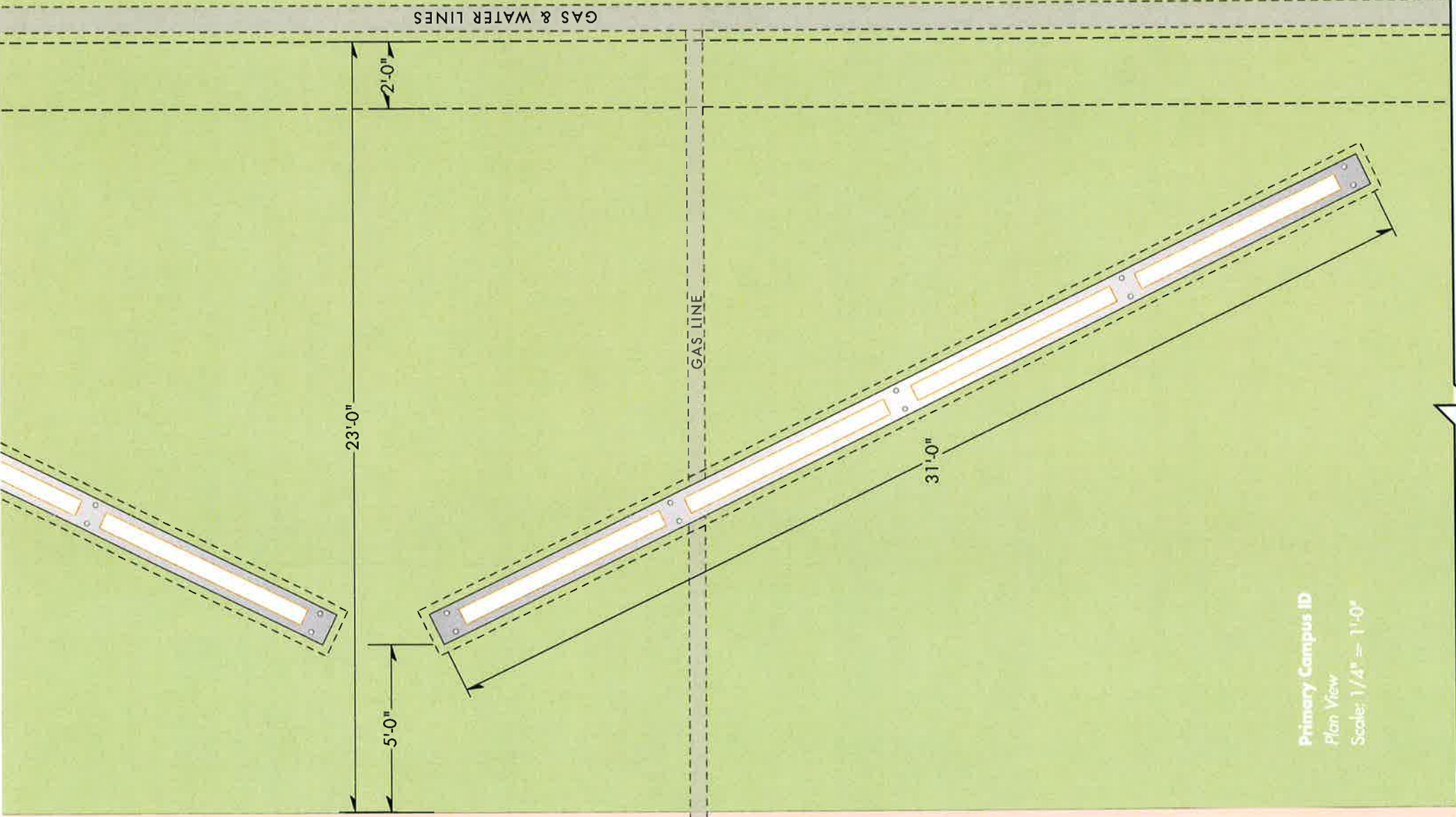
DRAWING N°

11D.1i

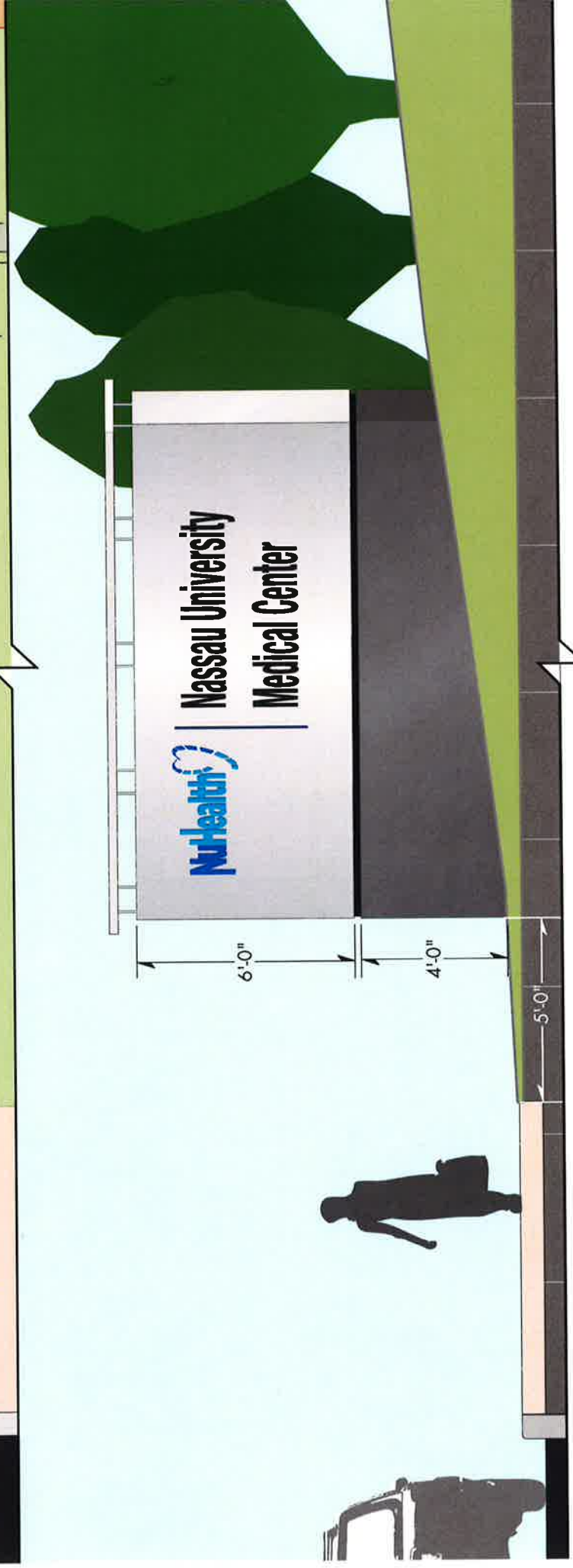
WEST >

HEMPSTEAD TURNPIKE

< EAST



Primary Campus ID
Plan View
Scale: 1/4" = 1'-0"



1ID E Primary Campus Site ID Side Elevation Revised
View: Hempstead Turnpike Westbound
Scale: 1/4" = 1'-0"




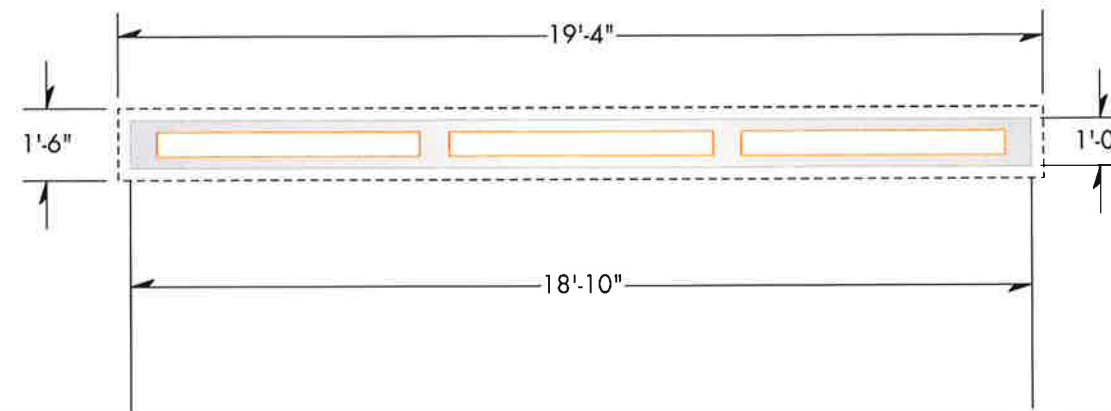
ENVIRONMENTAL GRAPHICS
Gamble Design LLC
154 Maplewood Avenue
Portsmouth NH 03801
603.427.1300

SITE REVIEW
TRO Jung | Brannen
22 Boston Wharf Road
Boston MA 02210
617.502.3400

DRAWING TITLE
Primary Campus ID Revised
Elevation & Plan views
Scale: as shown
18 April 2011

DRAWING Nº

1ID.E



2ID
1 Secondary Site ID w/aluminum base
at corner of Hempstead Turnpike & Carman Avenue
Scale: 1/4" = 1'-0"

Internally illuminated sign box (single-sided) w/luminous top cap detail

End View
Scale: 1/4" = 1'-0"



EXTERIOR SIGN SYSTEM NASSAU UNIVERSITY MEDICAL CENTER



ENVIRONMENTAL GRAPHICS
Gamble Design LLC
154 Maplewood Avenue
Portsmouth NH 03801
603.427.1300

SITE DESIGN REVIEW
TRO Jung|Brannen
22 Boston Wharf Road
Boston MA 02210
617.502.3400

DRAWING TITLE
Secondary Campus Site ID
Freestanding/illuminated
Scale: as shown
7 October 2010

DRAWING N°

2ID.1



2ID
1 **Secondary Site ID context image - concrete option shown**
 at corner of Hempstead Turnpike & Carman Avenue
 Scale: relative to image (1/4" = 1'-0")



EXTERIOR SIGN SYSTEM NASSAU UNIVERSITY MEDICAL CENTER



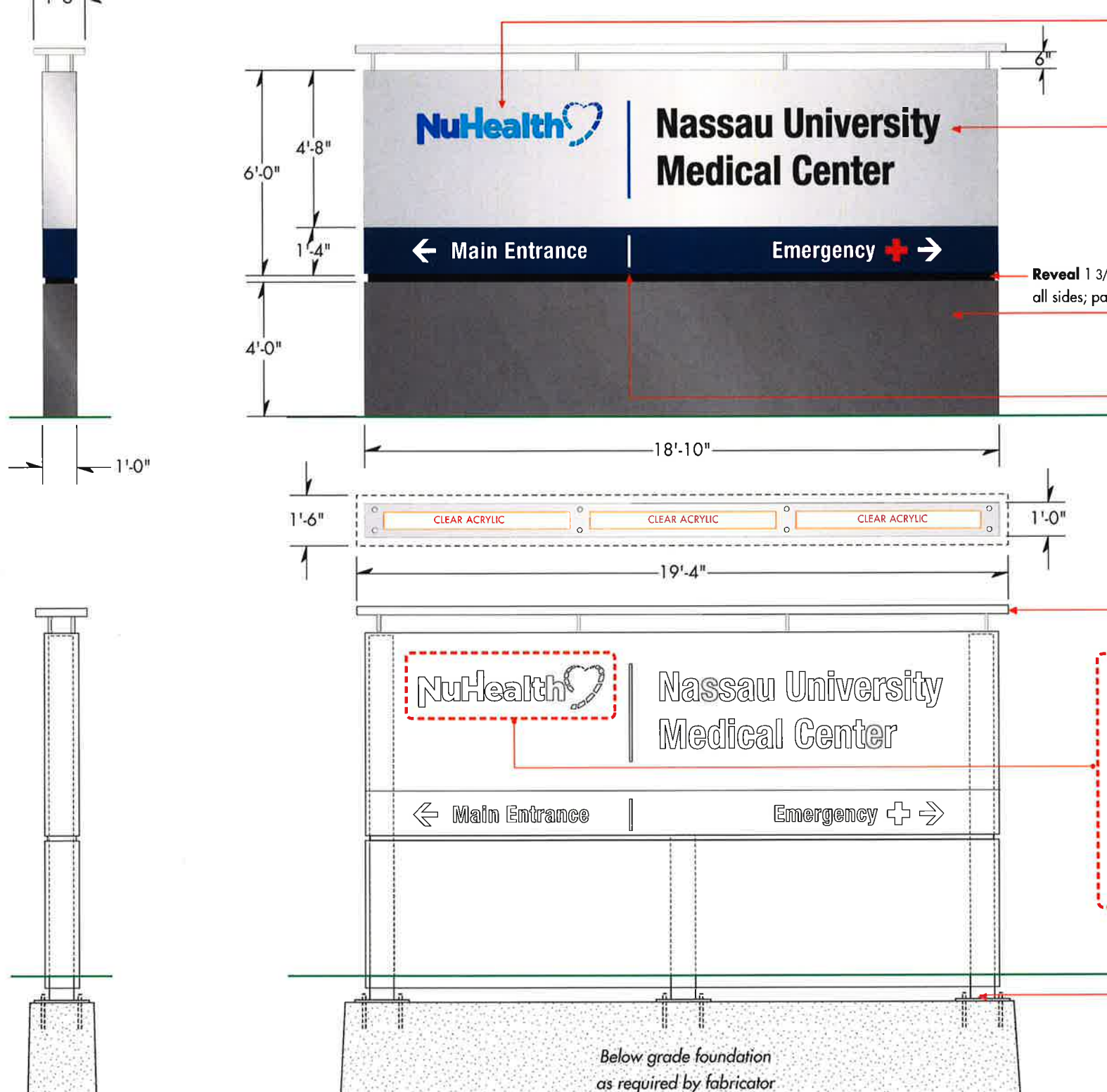
ENVIRONMENTAL GRAPHICS
Gamble Design LLC
 154 Maplewood Avenue
 Portsmouth NH 03801
 ☎ 603.427.1300

PEER DESIGN REVIEW
TRO Jung|Brannen
 22 Boston Wharf Road
 Boston MA 02210
 ☎ 617.502.3400

DRAWING TITLE
Secondary Campus Site ID
 Freestanding/illuminated
 Scale: as shown
 7 October 2010

DRAWING N°

2ID.1i



Logotype/Logo
 Rear-illuminated logotype/logo reverses from opaque sign face; All graphics 1/2" "push-thru" clear acrylic with translucent color vinyl on second surface; vinyl colors: to match NuHealth ID standards

NUMC letterforms
 1/2" "push-thru" illuminated graphics reverse from opaque painted MP# "Satin Aluminum" sign face; letterforms color: Casocryl® "Black/White" acrylic

Sign Base
 1/8" aluminum "skirt"; paint color: MP# "Gray Metallic" Note: skirt to extend below grade; new landscape by Owner

Divider Rules
 1/2" "push-thru" illuminated rules reverse from opaque sign face; color: "Blue" & "White" vinyl to match NuHealth ID standards

Sign Cap
 3" deep aluminum pan assembly overlaps sign box below 3" all sides; cap underside illuminated by light emitted through clear acrylic openings in top of sign box; paint color: MP# "Satin Aluminum"

Notes:
 One (1) freestanding single-sided 1/8" aluminum sign box with "push-thru" illuminated graphics, aluminum base skirt and luminous cap; paint colors as indicated

Electrical service provided by Owner/GC. Fabricator to field verify all site conditions. Service access on back of signs to be low-visibility with no light leaks; all fasteners to be hidden


Structure typical
 Sign structure secures directly to foundation below grade

Foundation
 Precast footings/foundation as required; aluminum "skirt" extends below grade

2ID Secondary Site ID w/aluminum base at corner of Hempstead Turnpike & Carman Avenue Scale: 1/4" = 1'-0"

Internally illuminated sign box (single-sided) w/luminous top cap detail

End View
 Scale: 1/4" = 1'-0"



Existing conditions

NUMC ID

Projecting "marquee" sign panel w/illuminated dimensional letterforms; sign armature with horizontal caps at top/bottom projects from building façade; logo colors to match NuHealth standards with ID background painted "Satin Aluminum" MP#18091 as shown



No Smoking ID sign panel @ entry

Scale: 1" = 1'-0"

3D Primary Building ID Main Entrance Carman Avenue
3 Scale: 3/16" = 1'-0"



EXTERIOR SIGN SYSTEM NASSAU UNIVERSITY MEDICAL CENTER

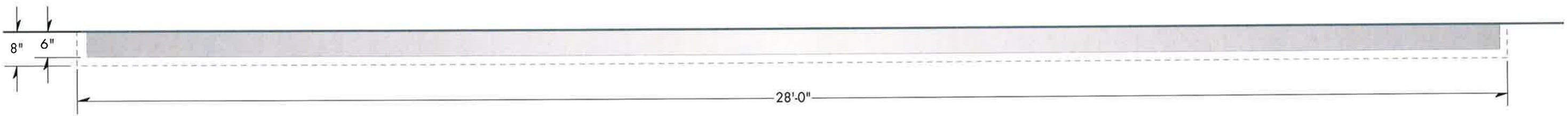


ENVIRONMENTAL GRAPHICS
Gamble Design LLC
154 Maplewood Avenue
Portsmouth NH 03801
603.427.1300

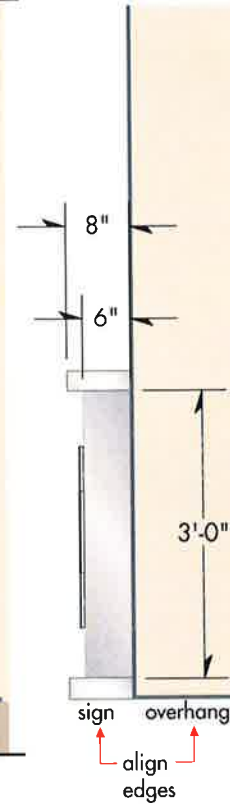

PEER DESIGN REVIEW
TRO Jung|Brannen
22 Boston Wharf Road
Boston MA 02210
617.502.3400

DRAWING TITLE
Primary Building ID 3-3
Projecting panel at Main Entrance
Scale: as shown
7 October 2010

DRAWING N°
3ID.3



Plan View



Sign Cabinet

6" DEEP internally illuminated sign cabinet with 8" DEEP x 2 1/2" HT top and bottom cap; Paint assembly "Satin Aluminum" MP#18091

Logotype/Logo + Divider Rule

Rear-illuminated logotype/logo reverses from opaque sign face; All graphics 1/4" "push-thru" clear acrylic with translucent color vinyl on second surface; vinyl colors: to match NuHealth ID standards

Vinyl Colors typical

Apply vinyl sub-surface to clear acrylic

Nu = "Cobalt Blue" 3M#230-157



Health = "Olympic Blue" 3M#230-57

NUMC letterforms

1/4" "push-thru" illuminated graphics reverse from opaque painted MP#18091 "Satin Aluminum" sign face; letterforms color: Casocryl® "Black/White" acrylic

Illumination

Internally illuminated with LED or other; Bright illumination with no hot spots

Electrical service provided by Owner/GC. Fabricator to field verify all site conditions. Service access to be low-visibility with no light leaks; all fasteners to be hidden

Mounting

Sign assembly stud mounted to brick building facade with concealed structure/fasteners as required; bottom of sign assembly is precisely aligned with edge of overhang (refer to drawing 3ID.3 for reference)

3ID.3 Primary Building ID Main Entrance Carman Avenue
Scale: 1/2" = 1'-0"



EXTERIOR SIGN SYSTEM NASSAU UNIVERSITY MEDICAL CENTER




ENVIRONMENTAL GRAPHICS
Gamble Design LLC
154 Maplewood Avenue
Portsmouth NH 03801
603.427.1300

PEER DESIGN REVIEW
TRO Jung|Brannen
22 Boston Wharf Road
Boston MA 02210
617.502.3400

DRAWING TITLE
Primary Building ID 3-3
Projecting panel at Main Entrance
Scale: as shown
20 April 2011

DRAWING N°

3ID.3.1



ED Transom ID
Illuminated transom graphics
(see detail dwg. EID.3)

NUMC ID
2" deep letterforms post mounted to building façade; logo colors to match NuHealth standards with NUMC painted "Satin Aluminum" MP#18071 as shown (letterform color option: "White"); wash/accent illumination by others

ED Canopy ID
Post mounted LED illuminated "Emergency" cross (see detail dwg. EID.0)

3ID 1 Primary Building ID South façade of Tower *dimensional graphics*
Scale: 1/4" = 1'-0"



EXTERIOR SIGN SYSTEM NASSAU UNIVERSITY MEDICAL CENTER




ENVIRONMENTAL GRAPHICS
Gamble Design LLC
154 Maplewood Avenue
Portsmouth NH 03801
603.427.1300

ARCHITECTURE
CANNONDESIGN
360 Madison Avenue
New York NY 10017
212.972.9800

DRAWING TITLE
Primary Building ID 3-1
Dimensional ID graphics at ED Entrance
Scale: as shown
20 August 2010

DRAWING N°

3ID.1



Existing conditions

NUMC ID

2" deep letterforms post mounted to building façade; logo colors to match NuHealth standards with NUMC painted "Satin Aluminum" MP#18071 as shown (letterform color option: "White"); wash/accent illumination by others



No Smoking ID sign panel @ entry

Scale: 1" = 1'-0"

3ID
2 Primary Building ID Main Entrance Carman Avenue
Scale: 3/16" = 1'-0"



EXTERIOR SIGN SYSTEM NASSAU UNIVERSITY MEDICAL CENTER



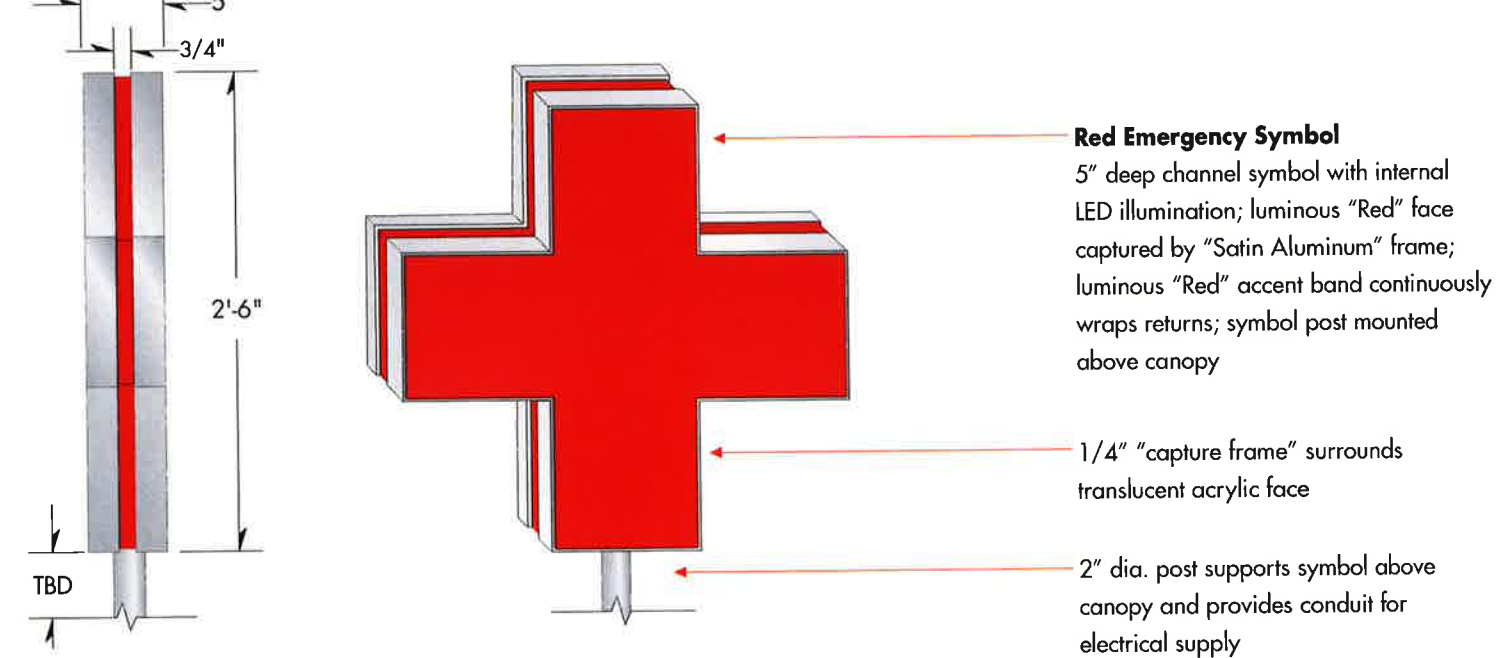

ENVIRONMENTAL GRAPHICS
Gamble Design LLC
154 Maplewood Avenue
Portsmouth NH 03801
603.427.1300

PEER DESIGN REVIEW
TRO Jung|Brannen
22 Boston Wharf Road
Boston MA 02210
617.502.3400

DRAWING TITLE
Primary Building ID 3-2 Revised
Dimensional ID graphics at Main Entrance
Scale: as shown
7 October 2010

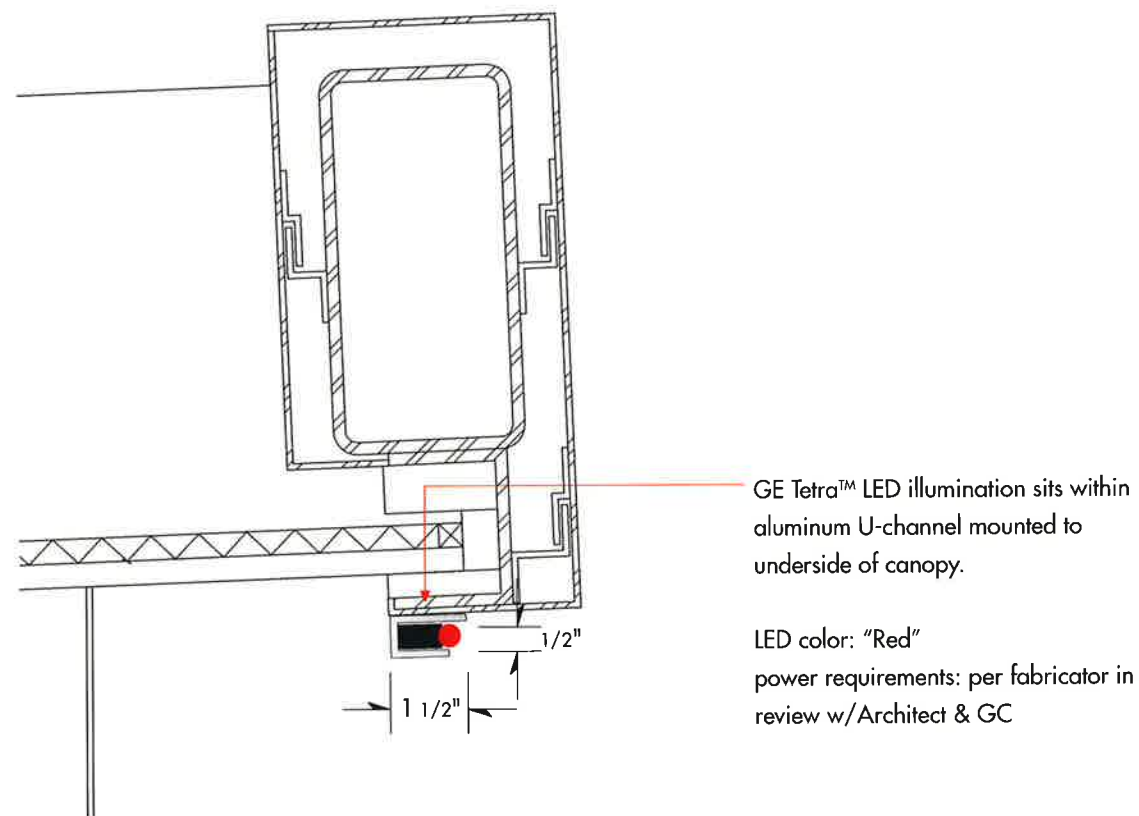
DRAWING N°

3ID.2

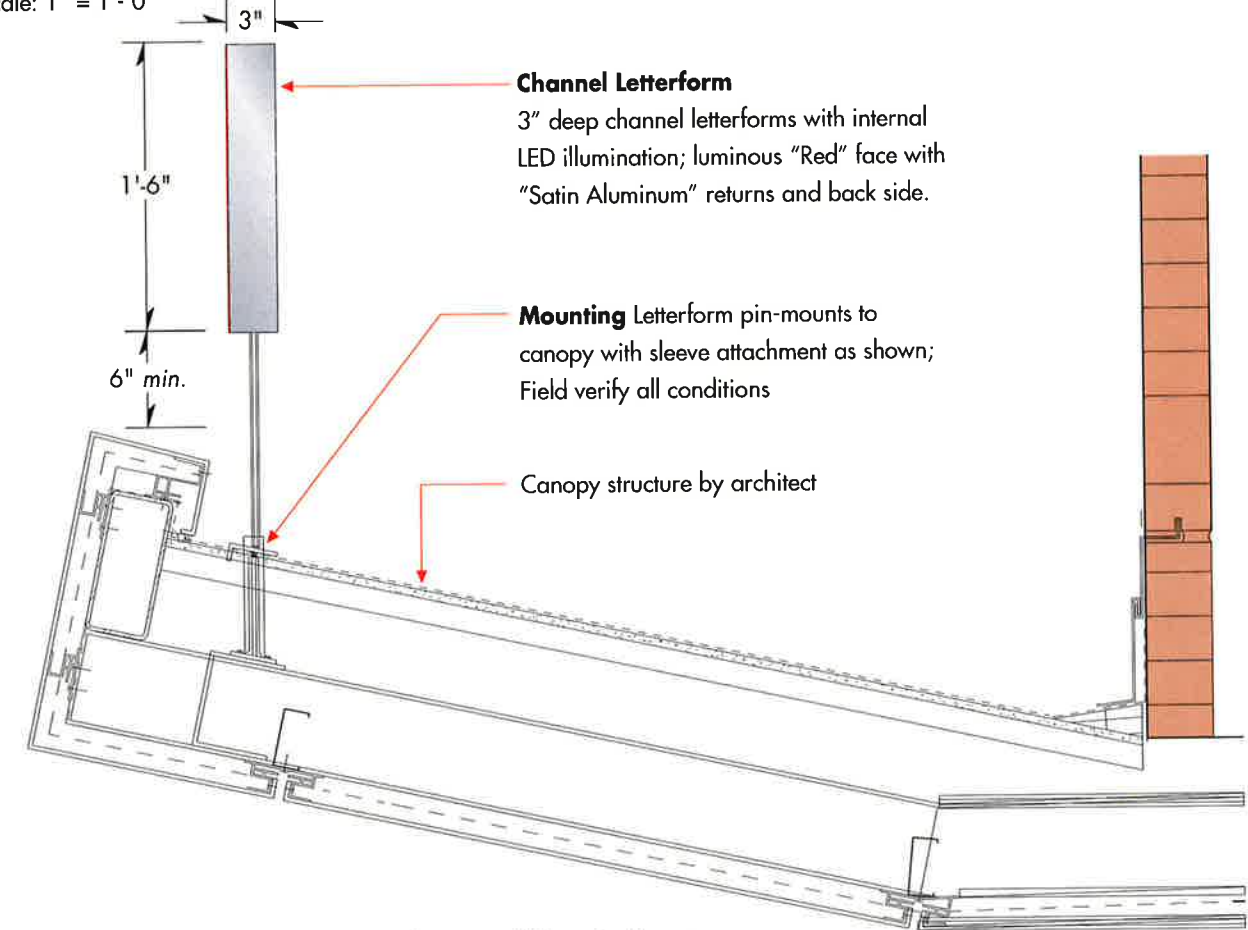


A **Illuminated Front/Side Channel Letterform** Emergency & Ambulance ID
 Scale: 1" = 1'-0"

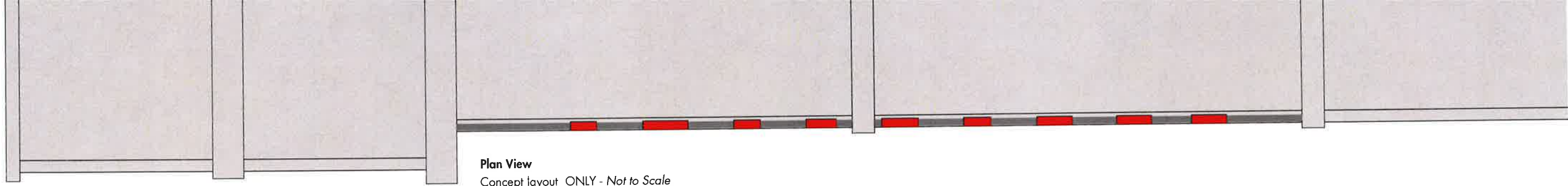
B **Illuminated Faces/Sides Emergency Symbol**
 Scale: 1" = 1'-0"



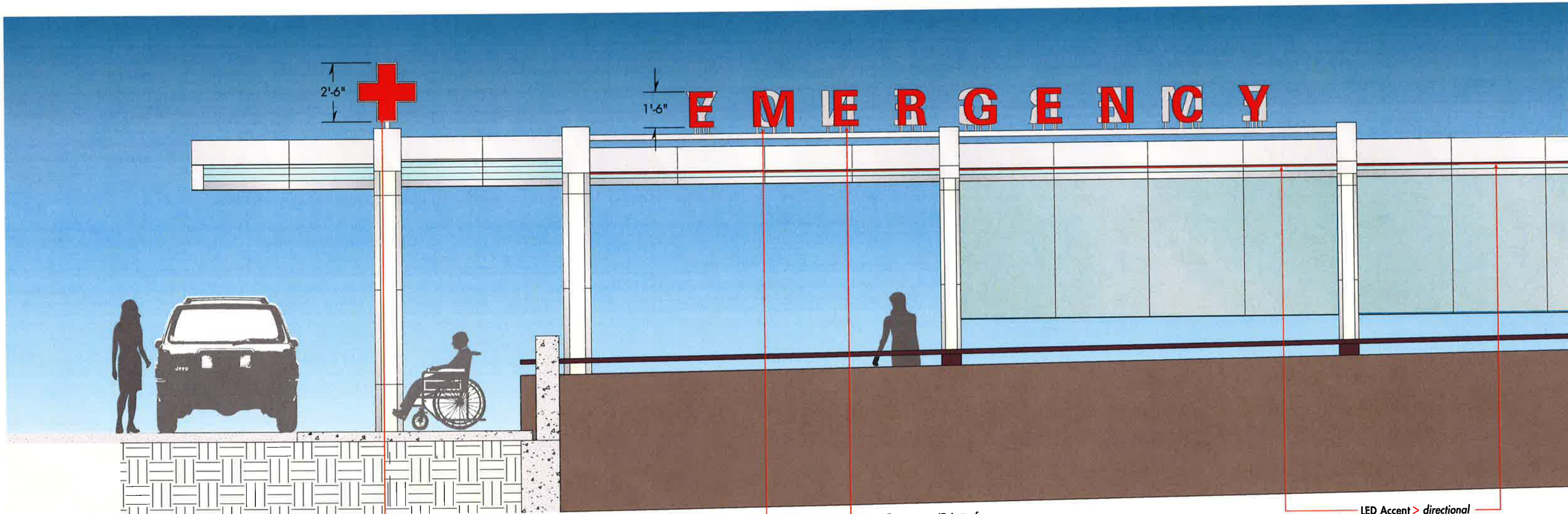
C **Accent Illumination Detail** Emergency canopy section
 Scale: 3" = 1'-0"



D **Ambulance ID Detail** Ambulance canopy pin-mounted/dimensional letterforms
 Scale: 1" = 1'-0"



Plan View
Concept layout ONLY - Not to Scale



2'-6"

1'-6"

ED Canopy ID
Post mounted LED illuminated "Emergency" cross (see detail dwg. EID.0)

Mounting
Sign armature mounting method to be developed with Architect.

Emergency ID Letterforms
LED internally illuminated post-mounted graphics; dimensional letterforms projection mounted on 3/4" round posts supported by 2 3/4" square aluminum rail; support rail suspends between canopy columns; color: to match canopy/storefront; electrical supply provided to letterforms through square rail and mounting posts.

LED Accent > directional
iLight Technologies® "Plexineon" or equal LED linear lighting element (color: "Red") insets to aluminum channel attached under front edge of canopy metal panel

Note: Final detail of mounting detail in review with Owner/Architect & GC.

EID Emergency Entry Canopy ID East Elevation
1 Scale: 1/4" = 1'-0"



EXTERIOR SIGN SYSTEM NASSAU UNIVERSITY MEDICAL CENTER




ENVIRONMENTAL GRAPHICS
Gamble Design LLC
154 Maplewood Avenue
Portsmouth NH 03801
603.427.1300

ARCHITECTURE
CANNONDESIGN
360 Madison Avenue
New York NY 10017
212.972.9800

DRAWING TITLE
Emergency ID illuminated
Canopy mounted
Scale: as shown
20 August 2010

DRAWING N°


EID.1



Ambulance/EMS Entry ID
 LED illuminated sign box with 1/4" push-through graphics in layout/ colors shown; Retrofit existing transom fascia to recess new sign assembly; V.I.F./install coordination in review with Architect & GC.



EID 6 Ambulance/EMS Entry ID East Elevation Level 1 illuminated
 Scale: 1/2" = 1'-0"



Mounting
 Sign armature mounting method to be developed with Architect.

Emergency ID Letterforms
 LED internally illuminated post-mounted graphics; dimensional letterforms projection mounted on 3/4" round posts supported by 2 3/4" square aluminum rail; support rail suspends between canopy columns; color: to match canopy/storefront; electrical supply provided to letterforms through square rail and mounting posts.

Note: Final detail of mounting detail in review with Owner/Architect & GC.

EID Emergency Entry Canopy ID West Elevation
 2 Scale: 1/4" = 1'-0"



EXTERIOR SIGN SYSTEM NASSAU UNIVERSITY MEDICAL CENTER



ENVIRONMENTAL GRAPHICS
Gamble Design LLC
 154 Maplewood Avenue
 Portsmouth NH 03801
 ☎ 603.427.1300

ARCHITECTURE
CANNONDESIGN
 360 Madison Avenue
 New York NY 10017
 ☎ 212.972.9800

DRAWING TITLE
Emergency ID illuminated
 Canopy mounted
 Scale: as shown
 20 August 2010

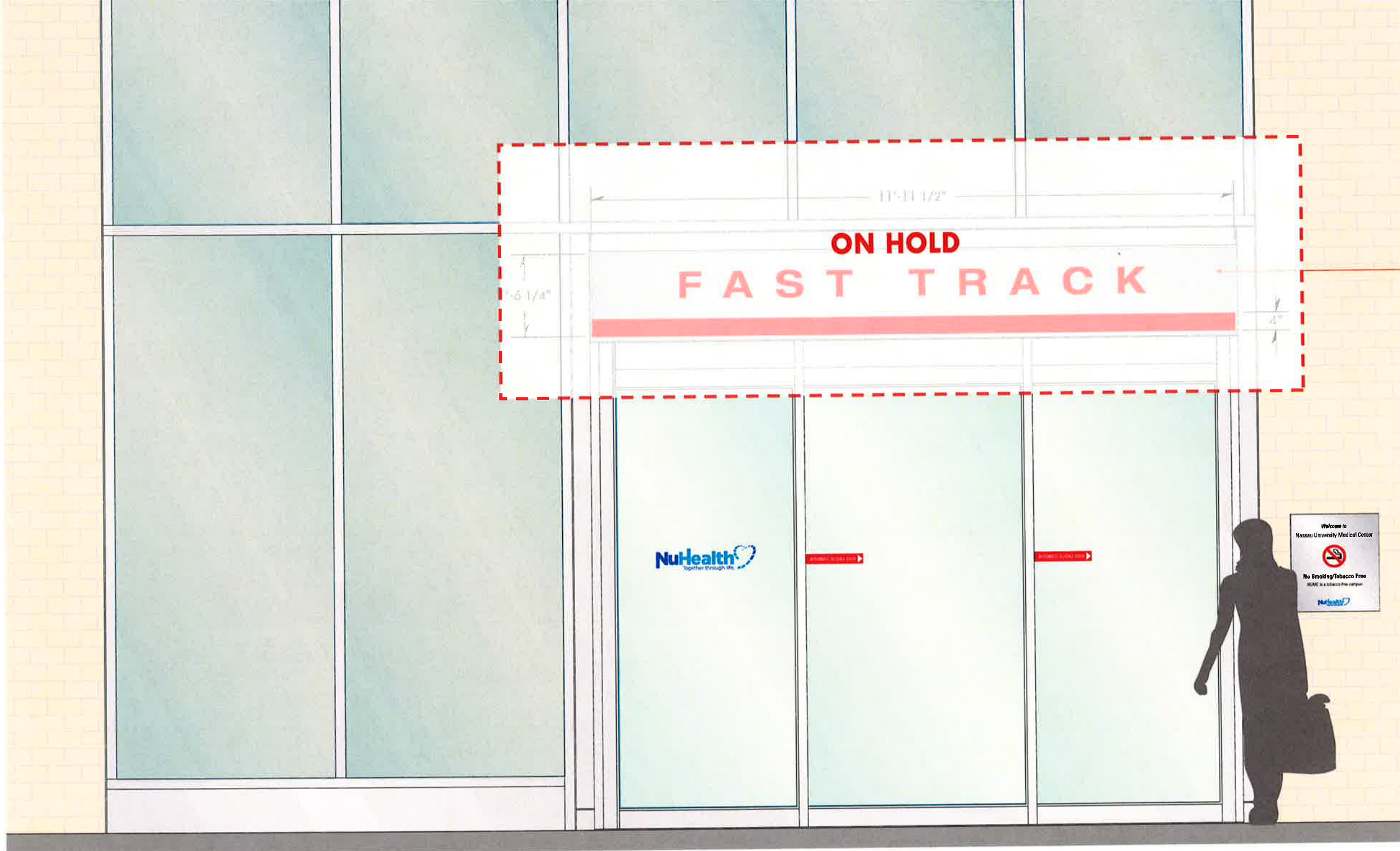
DRAWING N°

EID.2



Emergency Transom ID
 Curved, LED internally illuminated sign box with 1/4" push-through graphics in layout/colors shown; Retrofit existing transom fascia to recess sign assembly; Sign coordination and review with Architect & GC.

EID 3 Emergency Entry ID Level 1
 Scale: 1/2" = 1'-0"



Fast Track ID
 LED internally illuminated sign box with 1/4" push-through graphics in layout/colors shown; Retrofit existing transom fascia to recess sign assembly; Sign coordination and review with Architect & GC.

EID 4 Fast Track Entry ID South Elevation Level G
 Scale: 1/2" = 1'-0"



EXTERIOR SIGN SYSTEM NASSAU UNIVERSITY MEDICAL CENTER




ENVIRONMENTAL GRAPHICS
Gamble Design LLC
 154 Maplewood Avenue
 Portsmouth NH 03801
 ☎ 603.427.1300

ARCHITECTURE
CANNONDESIGN
 360 Madison Avenue
 New York NY 10017
 ☎ 212.972.9800

DRAWING TITLE
Fast Track ID
 Transom sign + door graphics/NS panel
 Scale: as shown
 20 August 2010

DRAWING N°
ON HOLD
EID.4



AMBULANCE
EMS PROVIDERS ONLY

AMBULANCE

1'-6"

12'-8"

Ambulance/EMS Entry ID
Led illuminated transom graphics
(see dwg. EID.6)

Ambulance ID
LED internally illuminated dimensional letterforms post-mount to canopy structure as detailed in review with Architect; installation coordination with Owner/Architect & GC.
(see dwg. EID.0/detail D)

EID 5 Ambulance Entry ID East Elevation Level 1
Scale: 1/2" = 1'-0"



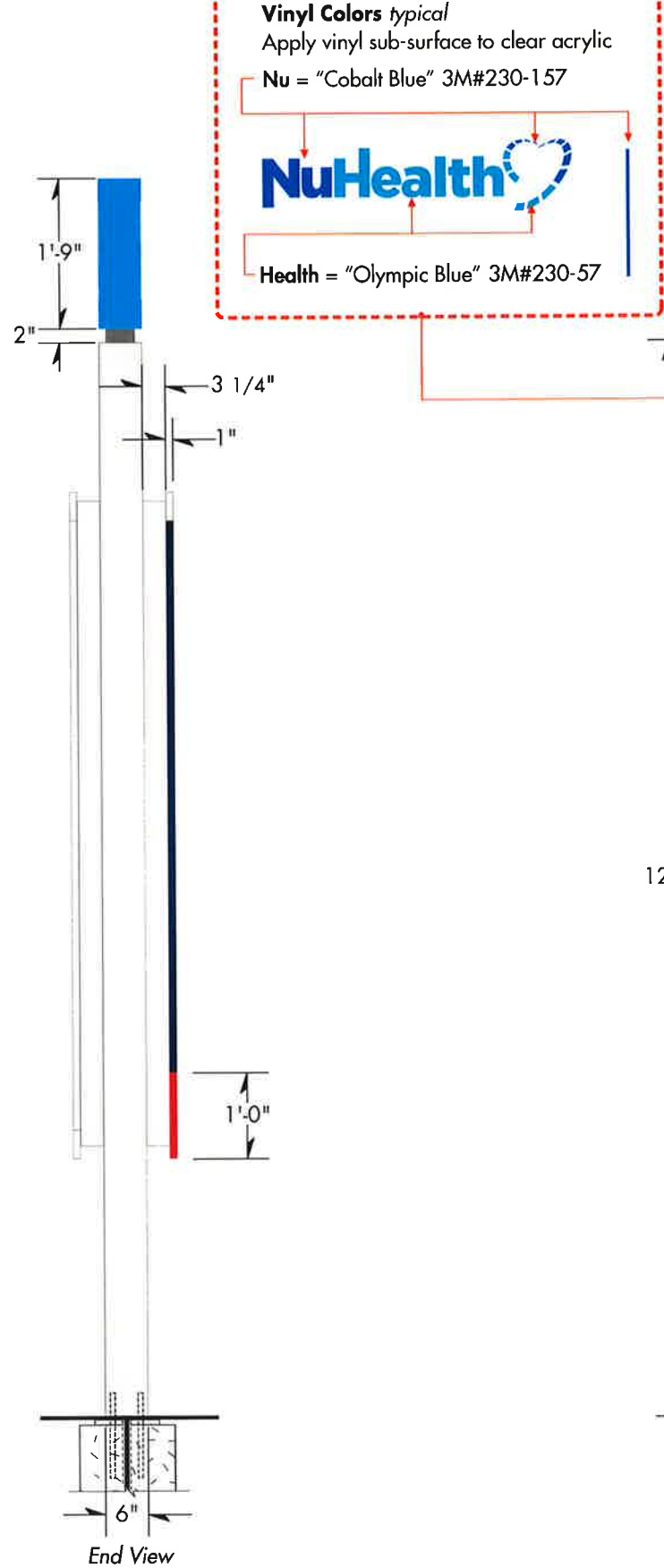
EXTERIOR SIGN SYSTEM NASSAU UNIVERSITY MEDICAL CENTER

ENVIRONMENTAL GRAPHICS
Gamble Design LLC
154 Maplewood Avenue
Portsmouth NH 03801
603.427.1300

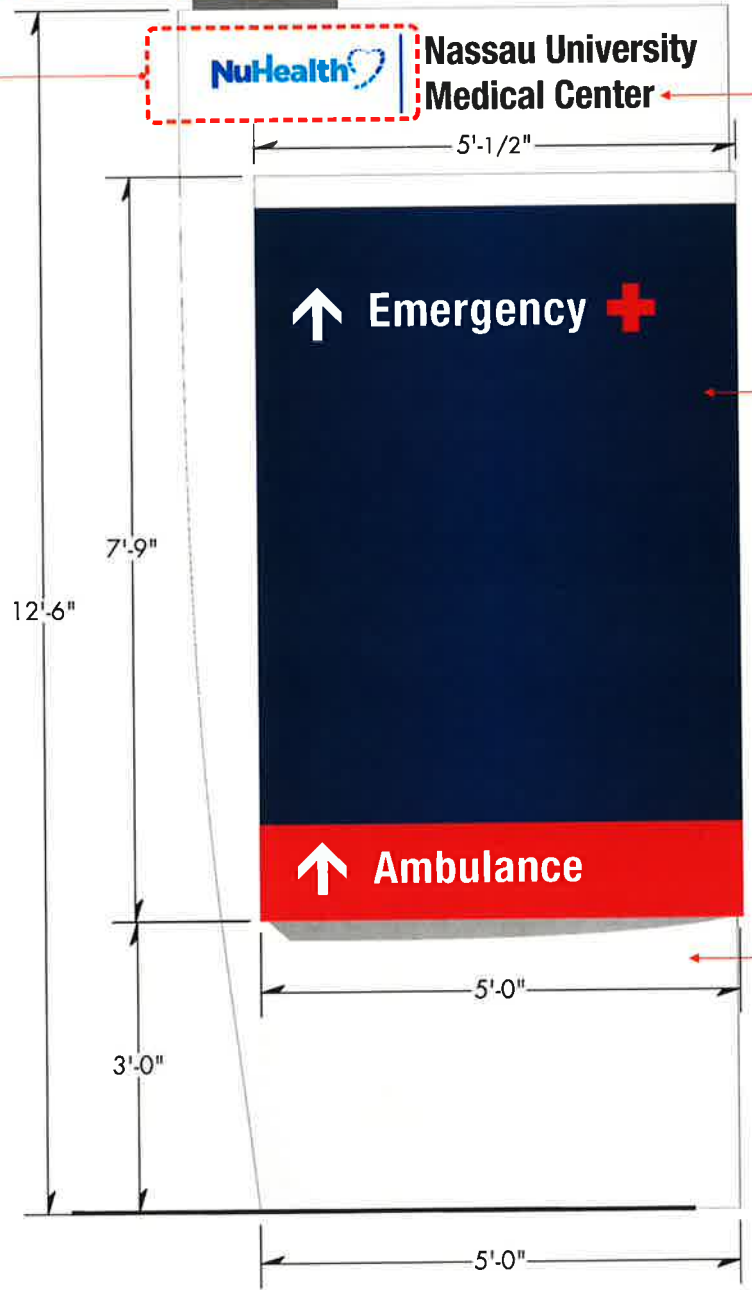
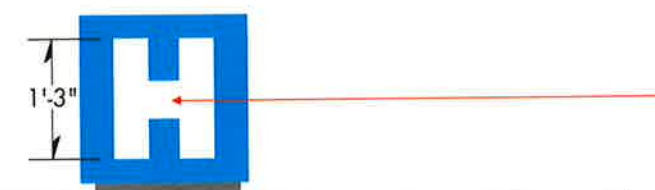
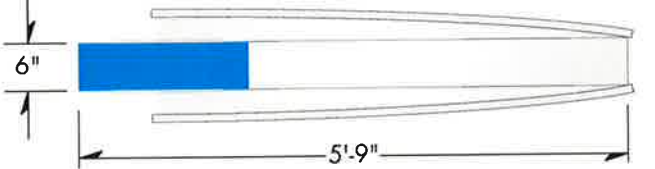
ARCHITECTURE
CANNON DESIGN
360 Madison Avenue
New York NY 10017
212.972.9800

DRAWING TITLE
Ambulance ID
Canopy graphics + transom sign
Scale: as shown
20 August 2010

DRAWING N°
EID.5



Vinyl Colors typical
 Apply vinyl sub-surface to clear acrylic
 Nu = "Cobalt Blue" 3M#230-157
 Health = "Olympic Blue" 3M#230-57



"H" Symbol Graphics
 Double-sided sign box with internally illuminated "H" symbol (color: "White") on translucent "Blue" background with opaque "Blue" returns to match

Identity Graphics
 Push-through/halo-illuminated NuHealth/NUMC logotypes; NuHealth logo: translucent colors to match ID standards on 2nd surface of "push-thru" graphics; NUMC "Black/White" translucent acrylic (reads "Dark Gray" in daylight; "White" at night)

Sign Face
 Curved sign face with illuminated graphics/symbols; color: "Dark Blue Metallic"; 1/4" acrylic "push-thru" graphics 1/8" past face of sign panel; message illumination color: "White" with symbols/graphics in colors shown

Blank Face typical
 Curved armature face; color: "Satin Aluminum"; potential to adapt for changeable digital overlay graphics

Sign Box
 "Satin Aluminum" sign box with curved edge facing street

Installation
 Poured foundation as required in selected locations; Fabricator to verify all site conditions; electrical supply by Owner/GC.



D1 Primary Directional D1-1 facing east on north side of Hempstead Turnpike
 Scale: 1/2" = 1' - 0"




EXTERIOR SIGN SYSTEM NASSAU UNIVERSITY MEDICAL CENTER

ENVIRONMENTAL GRAPHICS
Gamble Design LLC
 154 Maplewood Avenue
 Portsmouth NH 03801
 603.427.1300

PEER DESIGN REVIEW
TRO Jung | Brannen
 22 Boston Wharf Road
 Boston MA 02210
 617.502.3400

DRAWING TITLE
Primary Directional 1
 Freestanding/illuminated
 Scale: as shown
 20 April 2011

DRAWING N°
D1.0



Sign Box

"Satin Aluminum" sign box with curved edge facing street

Installation

Poured foundation as required in selected locations;
Fabricator to verify all site conditions; electrical supply provided by Owner/GC.

Removal of Existing Signs

Demolition, removal and disposal of existing exterior signs responsibility of Owner/other selected by Owner.

D1 Primary Directional D1 Context illustration
1 Scale: relative to image



EXTERIOR SIGN SYSTEM NASSAU UNIVERSITY MEDICAL CENTER



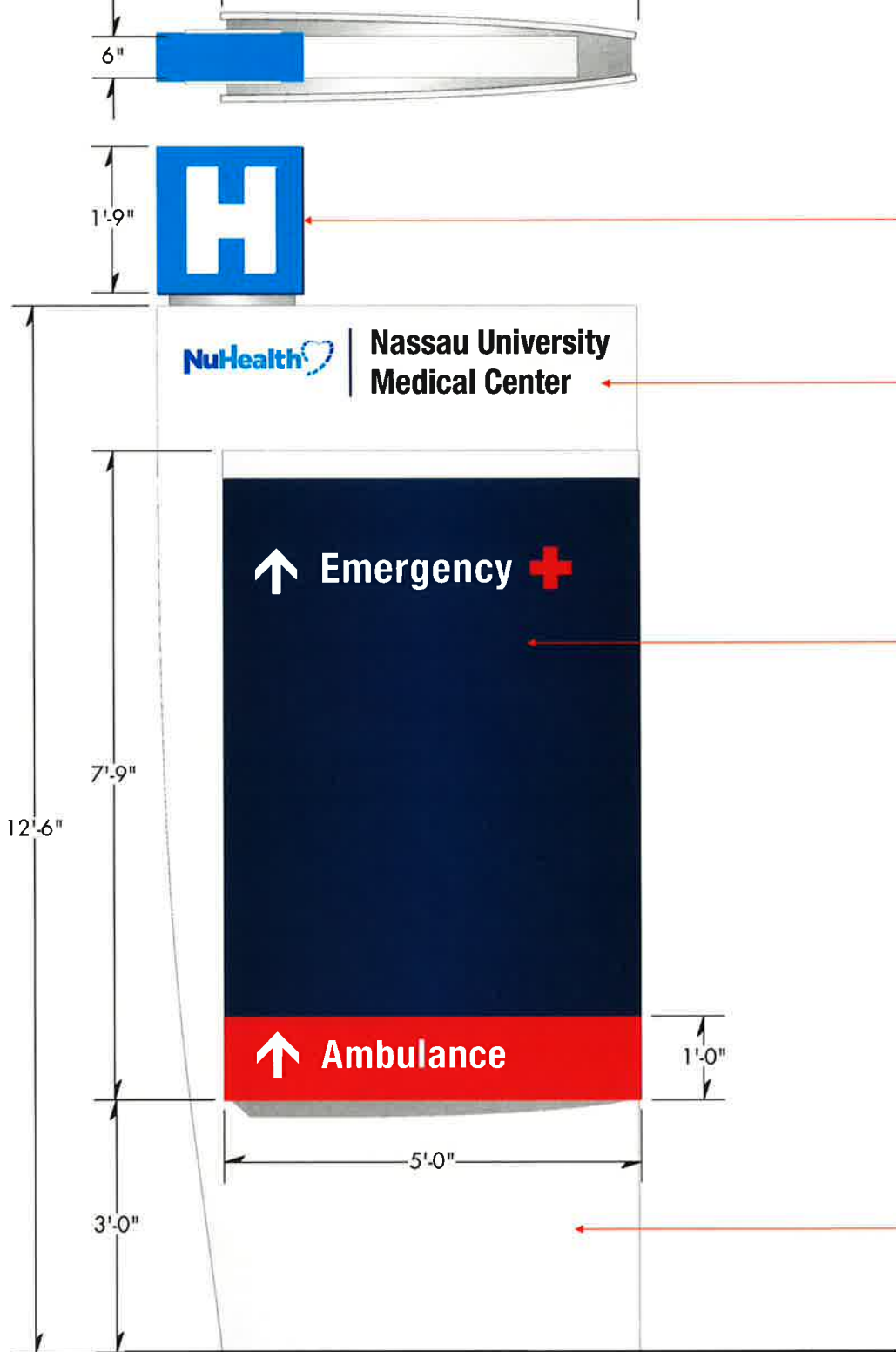
ENVIRONMENTAL GRAPHICS
Gamble Design LLC
154 Maplewood Avenue
Portsmouth NH 03801
603.427.1300

PEER DESIGN REVIEW
TRO Jung|Brannen
22 Boston Wharf Road
Boston MA 02210
617.502.3400

DRAWING TITLE
Primary Directional 1
Context illustration/image
Scale: as shown
20 August 2010

DRAWING N°

D1.1i



Side A - Note: opposite side blank

"H" Symbol Graphics

Double-sided sign box with internally illuminated "H" symbol (color: "White") on translucent "Blue" background with opaque "Blue" returns to match

Identity Graphics

Push-through/halo-illuminated NuHealth/NUMC logotypes; NuHealth logo: translucent colors to match ID standards on 2nd surface of "push-thru" graphics; NUMC "Black/White" translucent acrylic (reads "Dark Gray" in daylight; "White" at night)

Sign Face

Curved sign face with illuminated graphics/symbols; color: "Dark Blue Metallic"; 1/4" acrylic "push-thru" graphics 1/8" past face of sign panel; message illumination color: "White" with symbols/graphics in colors shown

Blank Face typical

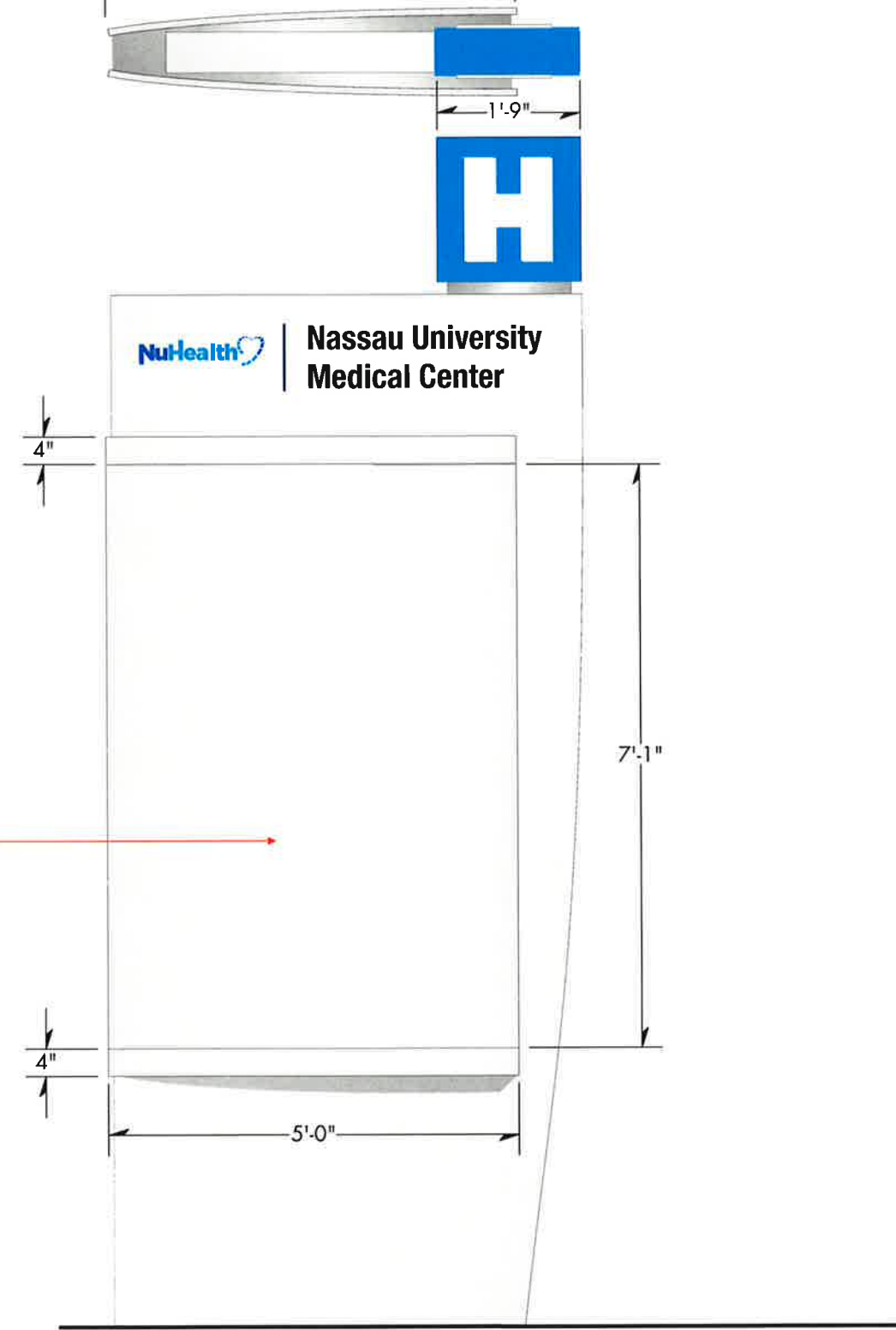
Curved armature face; color: "Satin Aluminum"; potential to adapt for changeable digital overlay graphics

Sign Box

"Satin Aluminum" sign box with curved edge facing street

Installation

Poured foundation as required in selected locations; Fabricator to verify all site conditions; electrical supply by Owner/GC.



Side B - Note: this side blank

D1 Primary Directional D1-1 facing east on north side of Hempstead Turnpike
 1 Scale: 1/2" = 1' - 0"



EXTERIOR SIGN SYSTEM NASSAU UNIVERSITY MEDICAL CENTER



ENVIRONMENTAL GRAPHICS
Gamble Design LLC
 154 Maplewood Avenue
 Portsmouth NH 03801
 ☎ 603.427.1300

PEER DESIGN REVIEW
TRO Jung|Brannen
 22 Boston Wharf Road
 Boston MA 02210
 ☎ 617.502.3400


DRAWING TITLE
Primary Directional 1
 Freestanding/illuminated
 Scale: as shown
 20 August 2010

DRAWING N°

D1.1



Side A



Side B blank

Sign Box
 "Satin Aluminum" sign box with curved edge facing street

Installation
 Poured foundation as required in selected locations;
 Fabricator to verify all site conditions; electrical supply provided
 by Owner/GC.

Removal of Existing Signs
 Demolition, removal and disposal of existing exterior signs
 responsibility of Owner/other selected by Owner.

D1 Primary Directional D1-2 Context Illustration
 2 Scale: relative to image




EXTERIOR SIGN SYSTEM NASSAU UNIVERSITY MEDICAL CENTER

ENVIRONMENTAL GRAPHICS
Gamble Design LLC
 154 Maplewood Avenue
 Portsmouth NH 03801
 ☎ 603.427.1300

INTERIOR DESIGN
TRO Jung|Brannen
 22 Boston Wharf Road
 Boston MA 02210
 ☎ 617.502.3400

DRAWING TITLE
Primary Directional 2
 Context image/illustration
 Scale: as shown
 20 August 2010

DRAWING N°
D1.2i



"H" Symbol Graphics

Double-sided sign box with internally illuminated "H" symbol (color: "White") on translucent "Blue" background with opaque "Blue" returns to match



Nassau University Medical Center

Identity Graphics

Push-through/halo-illuminated NuHealth/NUMC logotypes; NuHealth logo: translucent colors to match ID standards on 2nd surface of "push-thru" graphics; NUMC "Black/White" translucent acrylic (reads "Dark Gray" in daylight; "White" at night)

↑ **Emergency** +
Exit to Right
Past Intersection

Sign Face

Curved sign face with illuminated graphics/symbols; color: "Dark Blue Metallic"; 1/4" acrylic "push-thru" graphics 1/8" past face of sign panel; message illumination color: "White" with symbols/graphics in colors shown

Blank Face typical

Curved armature face; color: "Satin Aluminum"; potential to adapt for changeable digital overlay graphics

→ **Ambulance ONLY**

1'-0"

Sign Box

"Satin Aluminum" sign box with curved edge facing street

Installation

Poured foundation as required in selected locations; Fabricator to verify all site conditions; electrical supply by Owner/GC.

Side A - Note: opposite side blank




Nassau University Medical Center

4"

7'-1"

4"

5'-0"



Side B - Note: this side blank

D1 Primary Directional D1-2 facing east on north side of Hempstead Turnpike
2 Scale: 1/2" = 1' - 0"



EXTERIOR SIGN SYSTEM NASSAU UNIVERSITY MEDICAL CENTER



ENVIRONMENTAL GRAPHICS
Gamble Design LLC
154 Maplewood Avenue
Portsmouth NH 03801
603.427.1300

PEER DESIGN REVIEW
TRO Jung|Brannen
22 Boston Wharf Road
Boston MA 02210
617.502.3400

DRAWING TITLE
Primary Directional 2
Freestanding/illuminated
Scale: as shown
20 August 2010

DRAWING N°

D1.2



Sign Box
"Satin Aluminum" sign box with curved edge facing Emergency

Installation
Poured foundation as required in selected locations; Fabricator to verify all site conditions; electrical supply provided by Owner/GC.

D1 Primary Directional D1-3 Context Illustration
3 Scale: relative to image



EXTERIOR SIGN SYSTEM NASSAU UNIVERSITY MEDICAL CENTER



ENVIRONMENTAL GRAPHICS
Gamble Design LLC
154 Maplewood Avenue
Portsmouth NH 03801
603.427.1300

INTERIOR DESIGN
TRO Jung|Brannen
22 Boston Wharf Road
Boston MA 02210
617.502.3400

DRAWING TITLE
Primary Directional 3
Context image/illustration
Scale: as shown
20 August 2010

DRAWING N°

D1.3i



"H" Symbol Graphics

Double-sided sign box with internally illuminated "H" symbol (color: "White") on translucent "Blue" background with opaque "Blue" returns to match



Nassau University Medical Center

Identity Graphics

Push-through/halo-illuminated NuHealth/NUMC logotypes; NuHealth logo: translucent colors to match ID standards on 2nd surface of "push-thru" graphics; NUMC "Black/White" translucent acrylic (reads "Dark Gray" in daylight; "White" at night)

← **Emergency +**
Keep Left at Ramp

Sign Face

Curved sign face with illuminated graphics/symbols; color: "Dark Blue Metallic"; 1/4" acrylic "push-thru" graphics 1/8" past face of sign panel; message illumination color: "White" with symbols/graphics in colors shown

⊘ **Caution Traffic Exiting**

1'-0"

Sign Box

"Satin Aluminum" sign box with curved edge facing street

Installation

Poured foundation as required in selected locations; Fabricator to verify all site conditions; electrical supply by Owner/GC.

Side A

1'-9"



Nassau University Medical Center

→ **Emergency +**

↑ **Exit to Hempstead Turnpike**

REVISED

⊘ **Caution Traffic Entering**

5'-0"



Side B

D1 Primary Directional D1-3 facing south on north side of Hempstead Turnpike
2 Scale: 1/2" = 1' - 0"



EXTERIOR SIGN SYSTEM NASSAU UNIVERSITY MEDICAL CENTER




ENVIRONMENTAL GRAPHICS
Gamble Design LLC
154 Maplewood Avenue
Portsmouth NH 03801
603.427.1300

PEER DESIGN REVIEW
TRO Jung|Brannen
22 Boston Wharf Road
Boston MA 02210
617.502.3400

DRAWING TITLE
Primary Directional 3
Freestanding/illuminated
Scale: as shown
8 December 2010

DRAWING N°

D1.3




Sign Box
 "Satin Aluminum" sign box with curved edge facing street


Installation
 Poured foundation as required in selected locations;
 Fabricator to verify all site conditions; electrical supply provided
 by Owner/GC.

Removal of Existing Signs
 Demolition, removal and disposal of existing exterior signs
 responsibility of Owner/other selected by Owner.

D1 Primary Directional D1-5 Context Illustration
 5 Scale: relative to image



Plan View



1'9"

"H" Symbol Graphics
 Double-sided sign box with internally illuminated "H" symbol (color: "White") on translucent "Blue" background with opaque "Blue" returns to match



Identity Graphics
 Push-through/halo-illuminated NuHealth/NUMC logotypes; NuHealth logo: translucent colors to match ID standards on 2nd surface of "push-thru" graphics; NUMC "Black/White" translucent acrylic (reads "Dark Gray" in daylight; "White" at night)

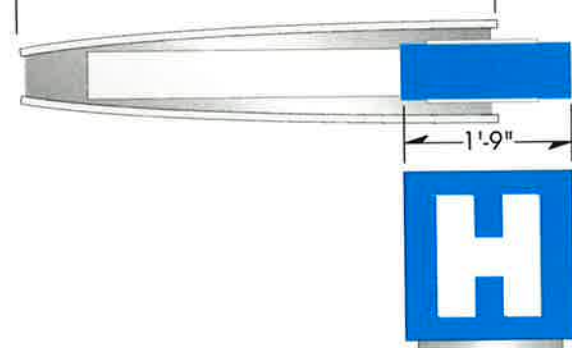
→ Staff Entrance
 Staff Parking **P**

Sign Face
 Curved sign face with illuminated graphics/symbols; color: "Dark Blue Metallic"; 1/4" acrylic "push-thru" graphics 1/8" past face of sign panel; message illumination color: "White" with symbols/graphics in colors shown

→ Ambulance **ONLY**

Sign Box
 "Satin Aluminum" sign box with curved edge facing street

Installation
 Poured foundation as required in selected locations; Fabricator to verify all site conditions; electrical supply by Owner/GC.



1'9"



↑ Main Entrance
 Patient & Visitor Parking **P** ♿
 Emergency **+**

← Ambulance **ONLY**

Side B



D1-5 Primary Directional **D1-5** double-sided sign at campus back entry from Carman Avenue
 Scale: 1/2" = 1' - 0"




EXTERIOR SIGN SYSTEM NASSAU UNIVERSITY MEDICAL CENTER

ENVIRONMENTAL GRAPHICS
Gamble Design LLC
 154 Maplewood Avenue
 Portsmouth NH 03801
 ☎ 603.427.1300

PEER DESIGN REVIEW
TRO Jung|Brannen
 22 Boston Wharf Road
 Boston MA 02210
 ☎ 617.502.3400

DRAWING TITLE
Primary Directional 5
 Freestanding/illuminated
 Scale: as shown
 20 August 2010

DRAWING N°
D1.5



Sign Box

"Satin Aluminum" sign box with curved edge facing street

Installation

Poured foundation as required in selected locations;
Fabricator to verify all site conditions; electrical supply provided by Owner/GC.

Removal of Existing Signs

Demolition, removal and disposal of existing exterior signs responsibility of Owner/other selected by Owner.

Side B

D1 Primary Directional D1-4 Context Illustration

4 Scale: relative to image



EXTERIOR SIGN SYSTEM NASSAU UNIVERSITY MEDICAL CENTER



ENVIRONMENTAL GRAPHICS

Gamble Design LLC
154 Maplewood Avenue
Portsmouth NH 03801
603.427.1300

PEER DESIGN REVIEW

TRO Jung|Brannen
22 Boston Wharf Road
Boston MA 02210
617.502.3400

DRAWING TITLE


Primary Directional 4
Context image/illustration
Scale: as shown
20 August 2010

DRAWING N°

D1.4i




Plan View



1'-9"

"H" Symbol Graphics

Double-sided sign box with internally illuminated "H" symbol (color: "White") on translucent "Blue" background with opaque "Blue" returns to match



1'-9"



Nassau University Medical Center

Identity Graphics

Push-through/halo-illuminated NuHealth/NUMC logotypes; NuHealth logo: translucent colors to match ID standards on 2nd surface of "push-thru" graphics; NUMC "Black/White" translucent acrylic (reads "Dark Gray" in daylight; "White" at night)

→ **Main Entrance**

Patient & Visitor
Parking **P** ♿

Valet Parking

↑ **Staff Entrance**

🚭 **Smoke-Free Campus**

Sign Face

Curved sign face with illuminated graphics/symbols; color: "Dark Blue Metallic"; 1/4" acrylic "push-thru" graphics 1/8" past face of sign panel; message illumination color: "White" with symbols/graphics in colors shown



Nassau University Medical Center

← **Main Entrance**

Patient & Visitor
Parking **P** ♿

Valet Parking

↑ **Emergency +**

Turn Left at Light

🚭 **Smoke-Free Campus**

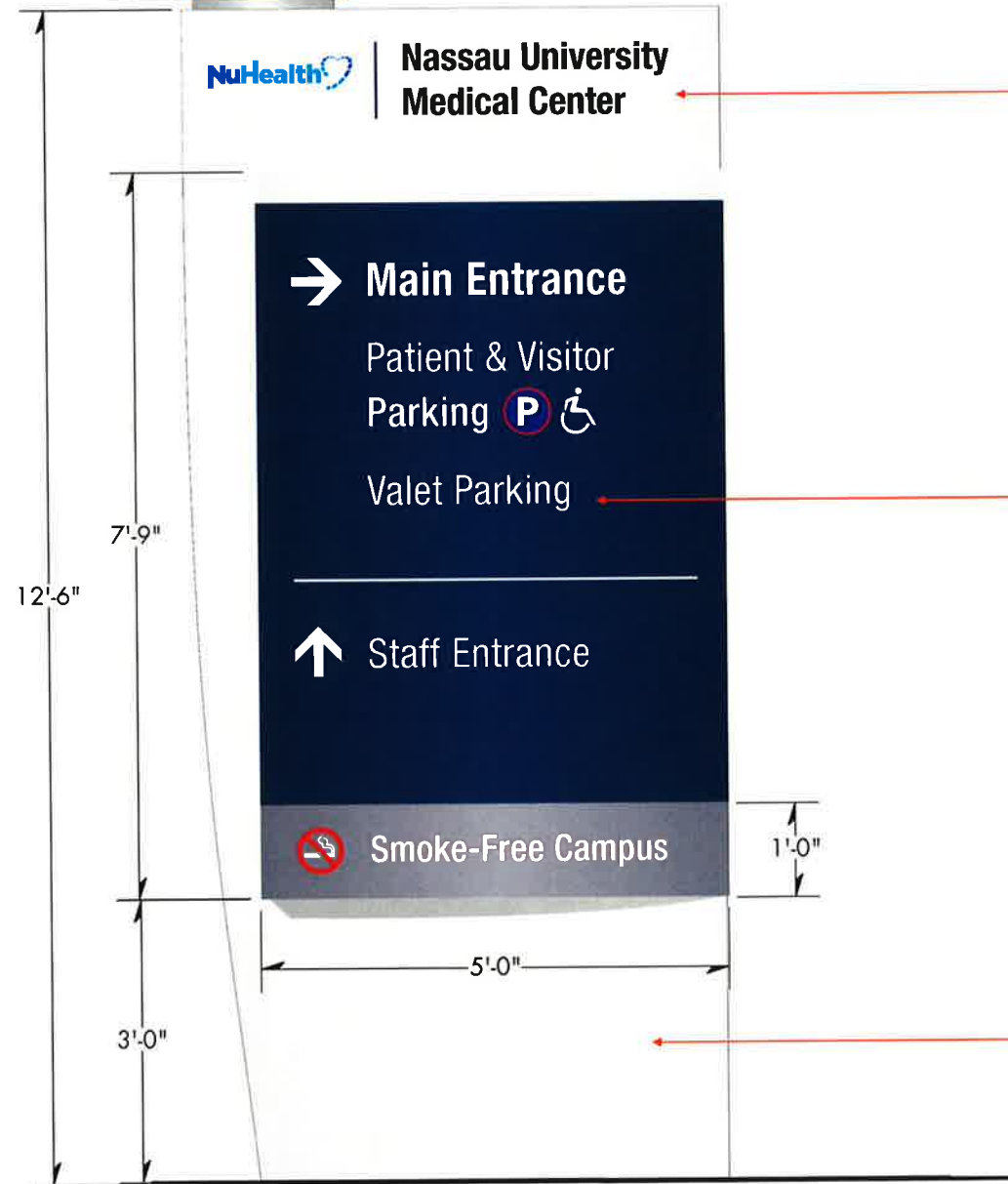
Sign Box

"Satin Aluminum" sign box with curved edge facing street

Installation

Poured foundation as required in selected locations; Fabricator to verify all site conditions; electrical supply by Owner/GC.

Side B



Side A

D1-4 Primary Directional D1-4 double-sided sign at campus main entry from Carman Avenue
Scale: 1/2" = 1' - 0"



EXTERIOR SIGN SYSTEM NASSAU UNIVERSITY MEDICAL CENTER



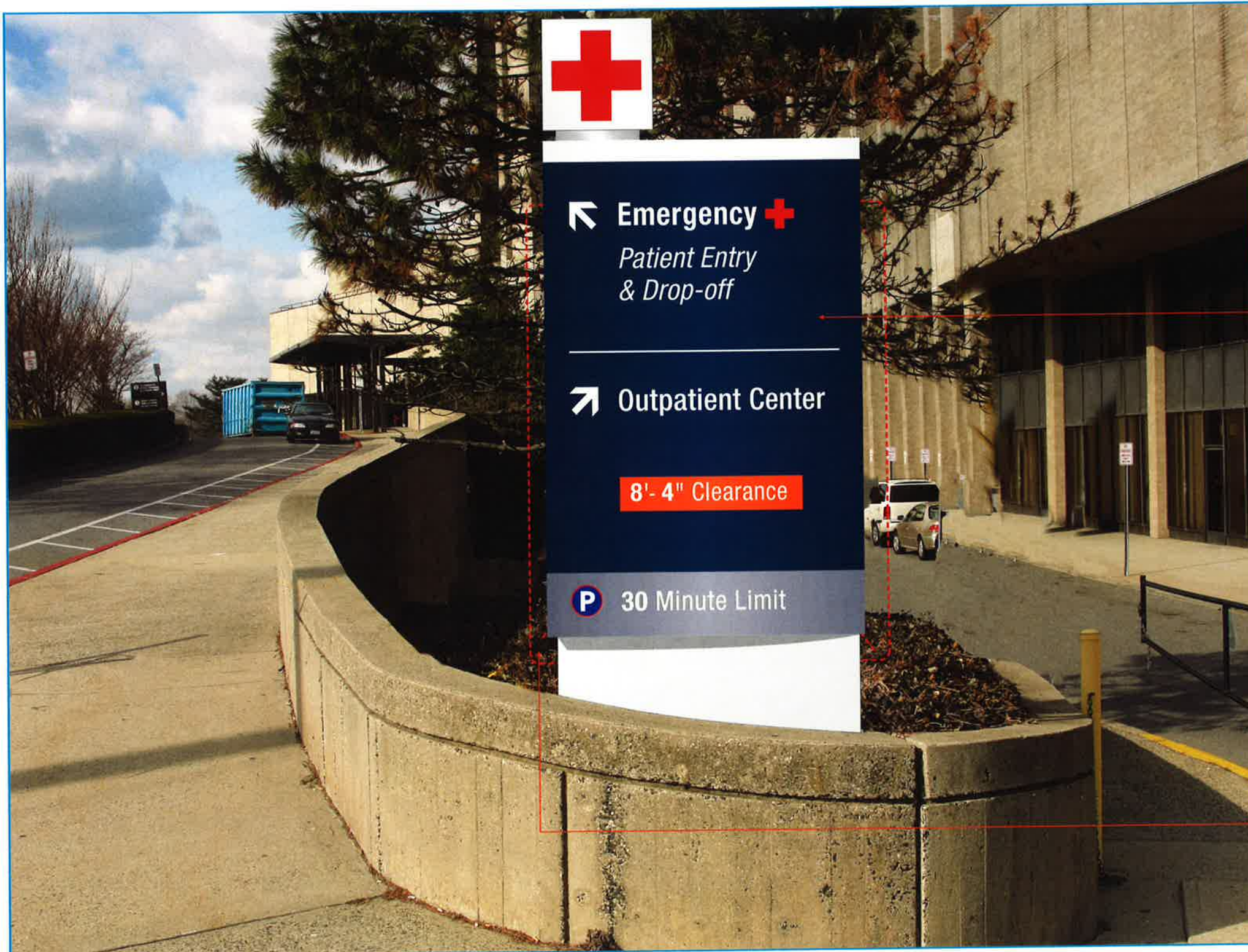
ENVIRONMENTAL GRAPHICS
Gamble Design LLC
154 Maplewood Avenue
Portsmouth NH 03801
603.427.1300

PEER DESIGN REVIEW
TRO Jung|Brannen
22 Boston Wharf Road
Boston MA 02210
617.502.3400

DRAWING TITLE
Primary Directional 4
Freestanding/illuminated
Scale: as shown
20 August 2010

DRAWING N°

D1.4



Sign Armature

1/8" aluminum sign armature with curved panel facing vehicular traffic

Installation

Poured foundation as required in selected locations; Fabricator to verify all site conditions; electrical supply provided by Owner/GC.

Removal of Existing Signs

Demolition, removal and disposal of existing exterior signs responsibility of Owner/other selected by Owner.

D2 Secondary Directional D2-1 Context Illustration
 1 Scale: relative to image



EXTERIOR SIGN SYSTEM NASSAU UNIVERSITY MEDICAL CENTER



ENVIRONMENTAL GRAPHICS
Gamble Design LLC
 154 Maplewood Avenue
 Portsmouth NH 03801
 603.427.1300

INTERIOR DESIGN
TRO Jung | Brannen
 22 Boston Wharf Road
 Boston MA 02210
 617.502.3400

DRAWING TITLE
Secondary Directional 1
 Context image/illustration
 Scale: as shown
 20 August 2010

DRAWING N°

D2.1i



Sign Armature

1/8" aluminum sign armature with curved panel facing vehicular traffic

Installation

Poured foundation as required in selected locations; Fabricator to verify all site conditions; electrical supply provided by Owner/GC.

Removal of Existing Signs

Demolition, removal and disposal of existing exterior signs responsibility of Owner/other selected by Owner.

D2 Secondary Directional D2-2 Context Illustration
2 Scale: relative to image



EXTERIOR SIGN SYSTEM NASSAU UNIVERSITY MEDICAL CENTER



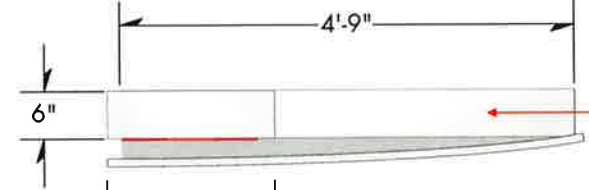
ENVIRONMENTAL GRAPHICS
Gamble Design LLC
154 Maplewood Avenue
Portsmouth NH 03801
603.427.1300

INTERIOR DESIGN
TRO Jung|Brannen
22 Boston Wharf Road
Boston MA 02210
617.502.3400

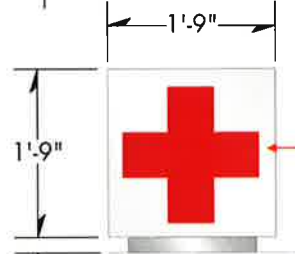
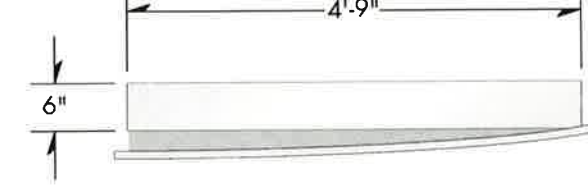
DRAWING TITLE
Secondary Directional 2
Context image/illustration
Scale: as shown
8 December 2010

DRAWING N°

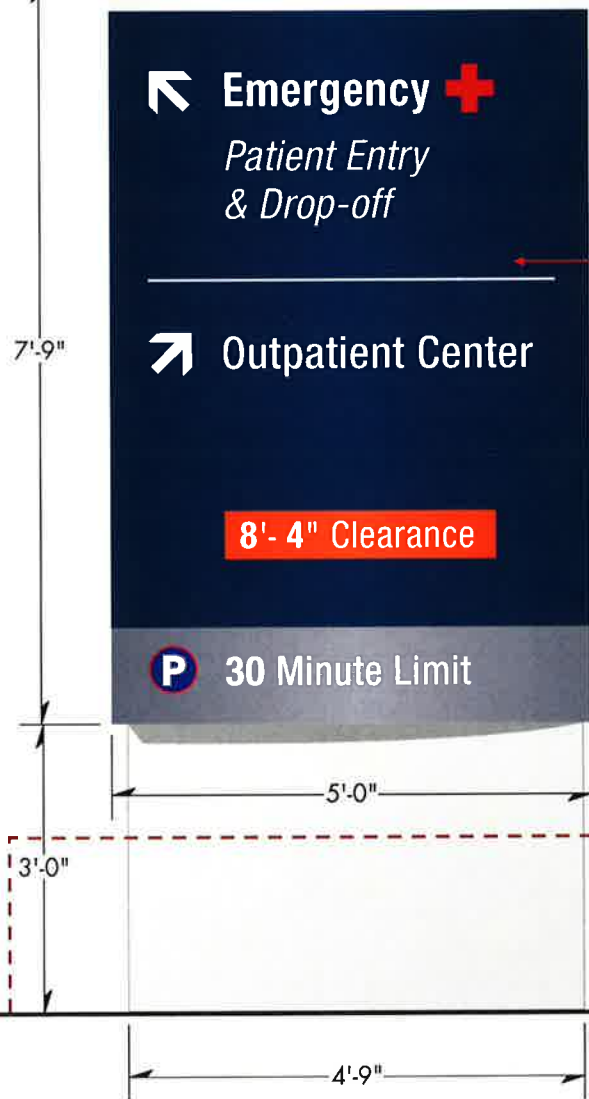
D2.2i



Sign Box typical
1/8" aluminum sign box with curved sign face assembly

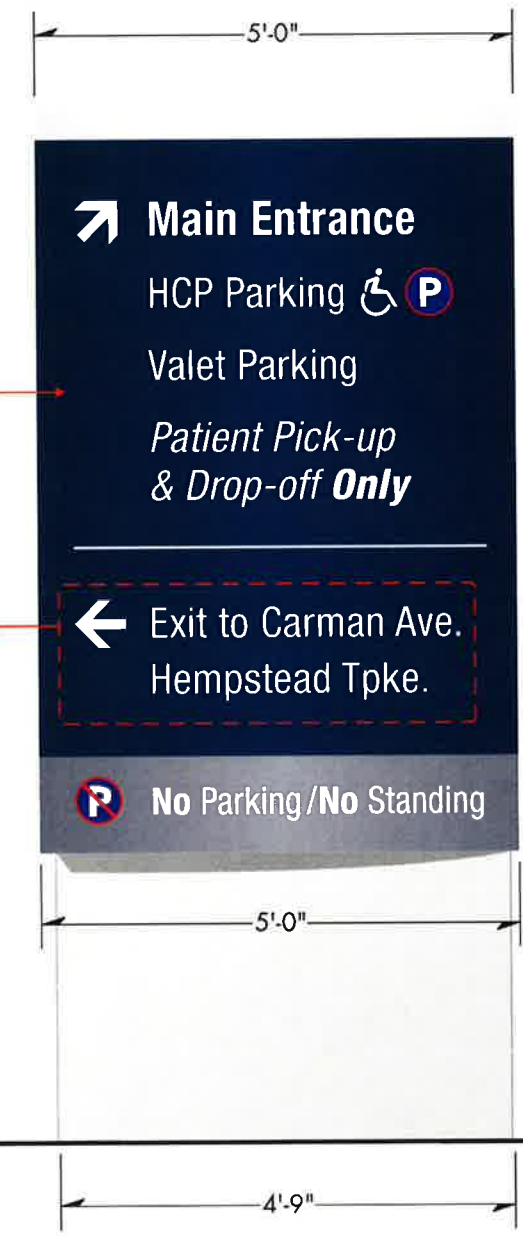


Emergency Symbol
Single-sided sign box with internally illuminated "+" symbol (color: "Red") on opaque "Satin Aluminum" background with opaque returns to match




Sign Face
Curved sign face with illuminated graphics/symbols; color: "Dark Blue Metallic"; 1/4" acrylic "push-thru" graphics 1/8" past face of sign panel; message illumination color: "White" with symbols/graphics in colors shown

Installation
Poured foundation as required in selected locations; Fabricator to verify all site conditions; electrical supply by Owner/GC.



REVISED



D2
1 Secondary Directional Signs *single-sided*
Scale: 1/2" = 1' - 0"

Side View typical



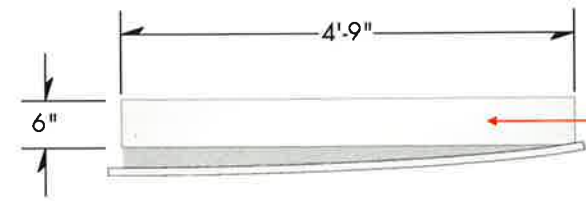
EXTERIOR SIGN SYSTEM NASSAU UNIVERSITY MEDICAL CENTER

ENVIRONMENTAL GRAPHICS
Gamble Design LLC
154 Maplewood Avenue
Portsmouth NH 03801
603.427.1300

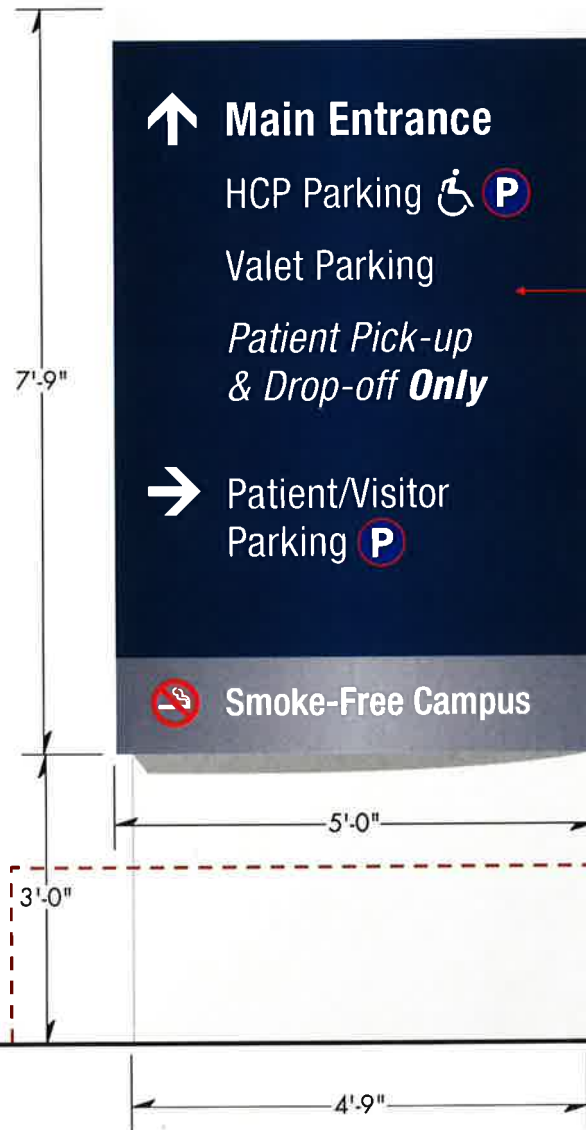
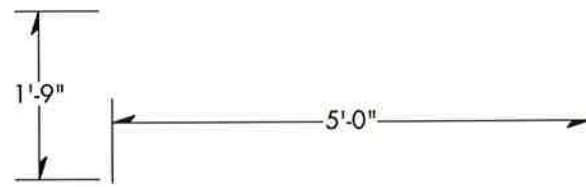
PEER DESIGN REVIEW
TRO Jung|Brannen
22 Boston Wharf Road
Boston MA 02210
617.502.3400

DRAWING TITLE
Secondary Directionals 1 - 2
Freestanding/illuminated
Scale: as shown
8 Decmeber 2010

DRAWING N°
D2.1-2

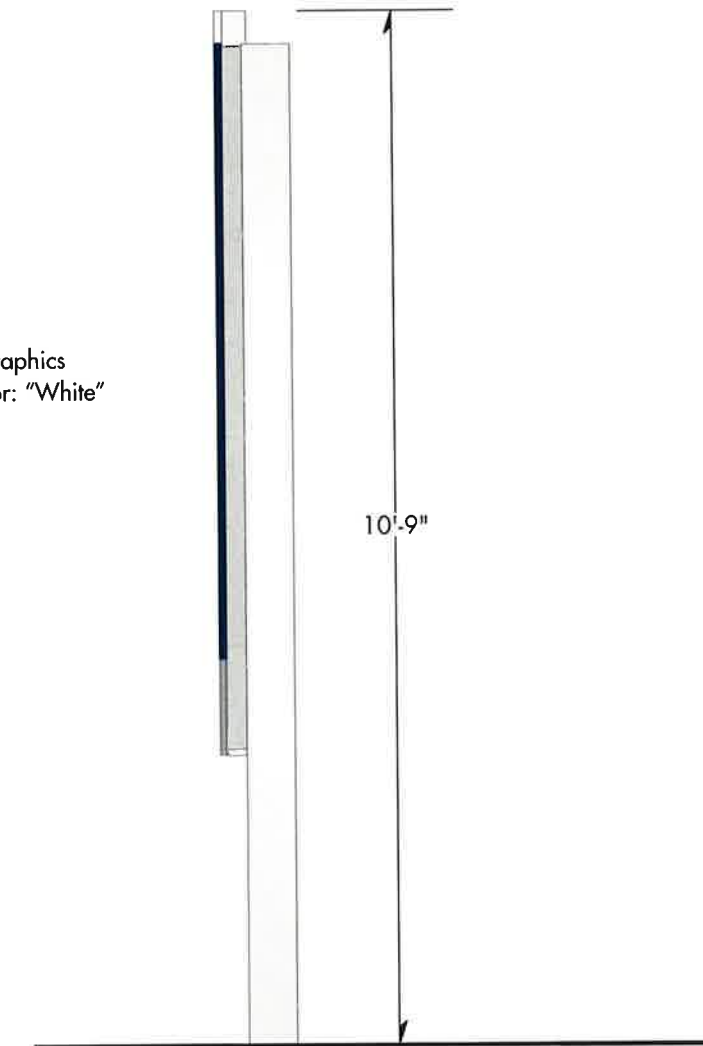


Sign Box typical
1/8" aluminum sign box with curved sign face assembly




Sign Face
Curved sign face with illuminated graphics/symbols; color: "Dark Blue Metallic"; 1/4" acrylic "push-thru" graphics 1/8" past face of sign panel; message illumination color: "White" with symbols/graphics in colors shown

Installation
Poured foundation as required in selected locations; Fabricator to verify all site conditions; electrical supply by Owner/GC.



Side View typical

D2 Secondary Directional Signs *single-sided*
1 Scale: 1/2" = 1' - 0"



EXTERIOR SIGN SYSTEM NASSAU UNIVERSITY MEDICAL CENTER




ENVIRONMENTAL GRAPHICS
Gamble Design LLC
154 Maplewood Avenue
Portsmouth NH 03801
603.427.1300

PEER DESIGN REVIEW
TRO Jung | Brannen
22 Boston Wharf Road
Boston MA 02210
617.502.3400

DRAWING TITLE
Secondary Directionals 3
Freestanding/illuminated
Scale: as shown
8 December 2010

DRAWING N°

D2.3

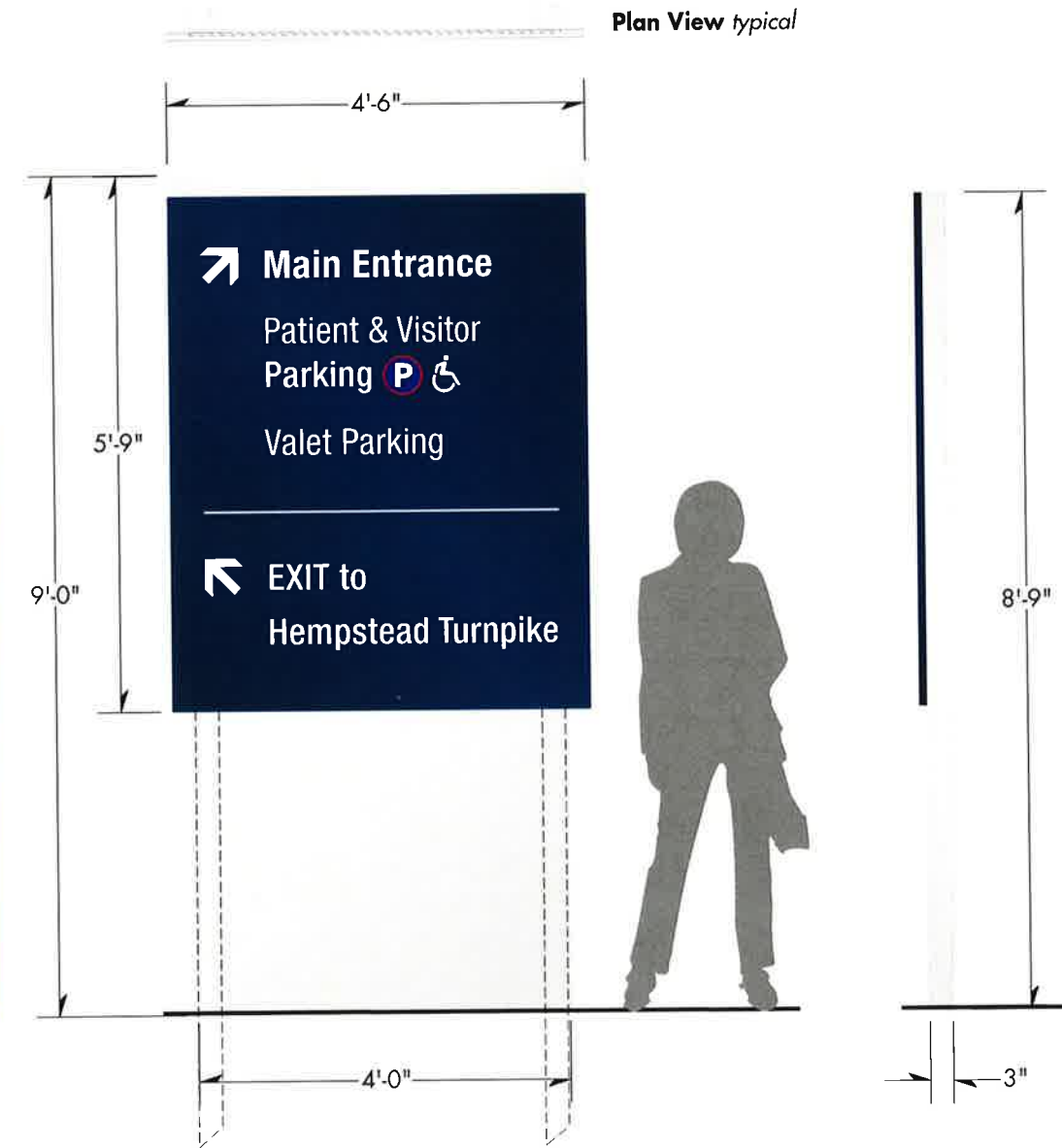


Installation

Sign posts direct burial using Post-Set or equal as required in selected locations; Fabricator to verify all site conditions.

Sign Assembly

1" painted sign face/returns with vinyl graphics/symbols in colors shown; sign panel color: "Dark Blue Metallic"; sign panel mounts flush to 3" square aluminum posts; 1/8" alum. panel provides opaque "face" at base of sign; accent band/post/skirt color: "Satin Aluminum"



D3 Tertiary Directional single-sided
Scale: 1/2" = 1' - 0"

Side View
typical

D3 Tertiary Directional D3 context illustration
Scale: relative to image



EXTERIOR SIGN SYSTEM NASSAU UNIVERSITY MEDICAL CENTER




ENVIRONMENTAL GRAPHICS
Gamble Design LLC
154 Maplewood Avenue
Portsmouth NH 03801
603.427.1300

PEER DESIGN REVIEW
TRO Jung|Brannen
22 Boston Wharf Road
Boston MA 02210
617.502.3400

DRAWING TITLE
Tertiary Directional
Freestanding/non-illuminated
Scale: as shown
20 August 2010

DRAWING N°

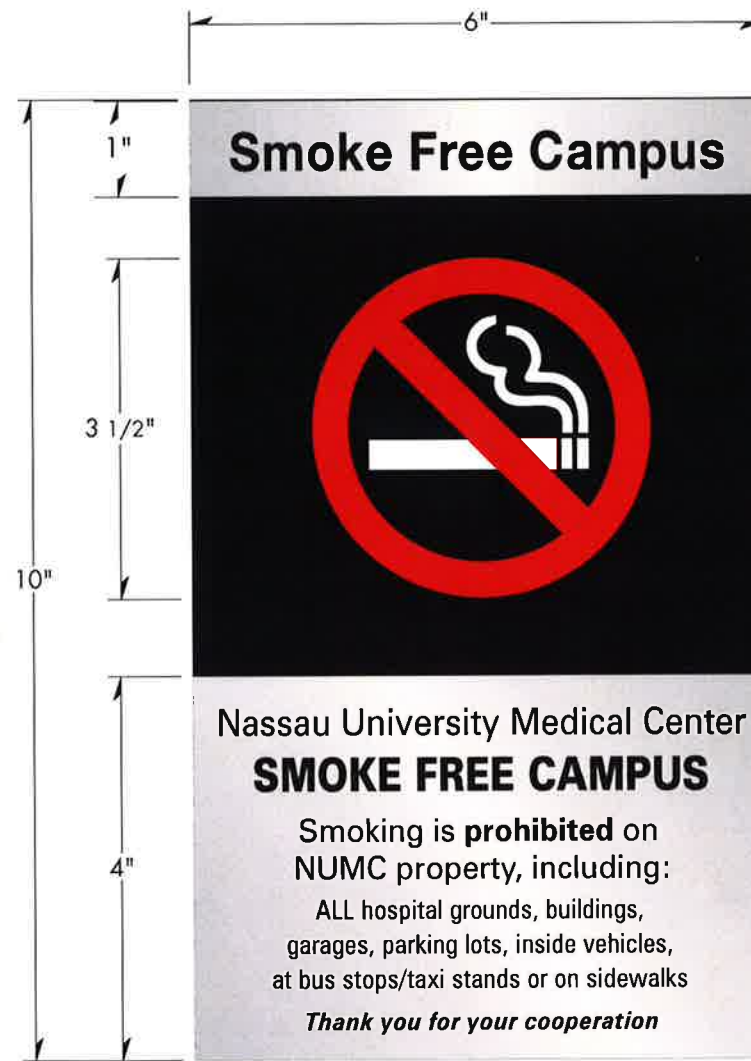
D3.1i



NS.A

Sign Panel
 1/4" satin aluminum sign panel with 1/8" beveled edges. Vinyl graphics in color show applied to face of sign panel.

Mounting
 Panel mounts to building facade w/ hidden fasteners as required. Field verify all conditions.



NS.B

A No Smoking sign panel @ entry
 Scale: 3" = 1'-0"

B No Smoking sign panel alternate
 Scale: 1:2 half full size



EXTERIOR SIGN SYSTEM NASSAU UNIVERSITY MEDICAL CENTER



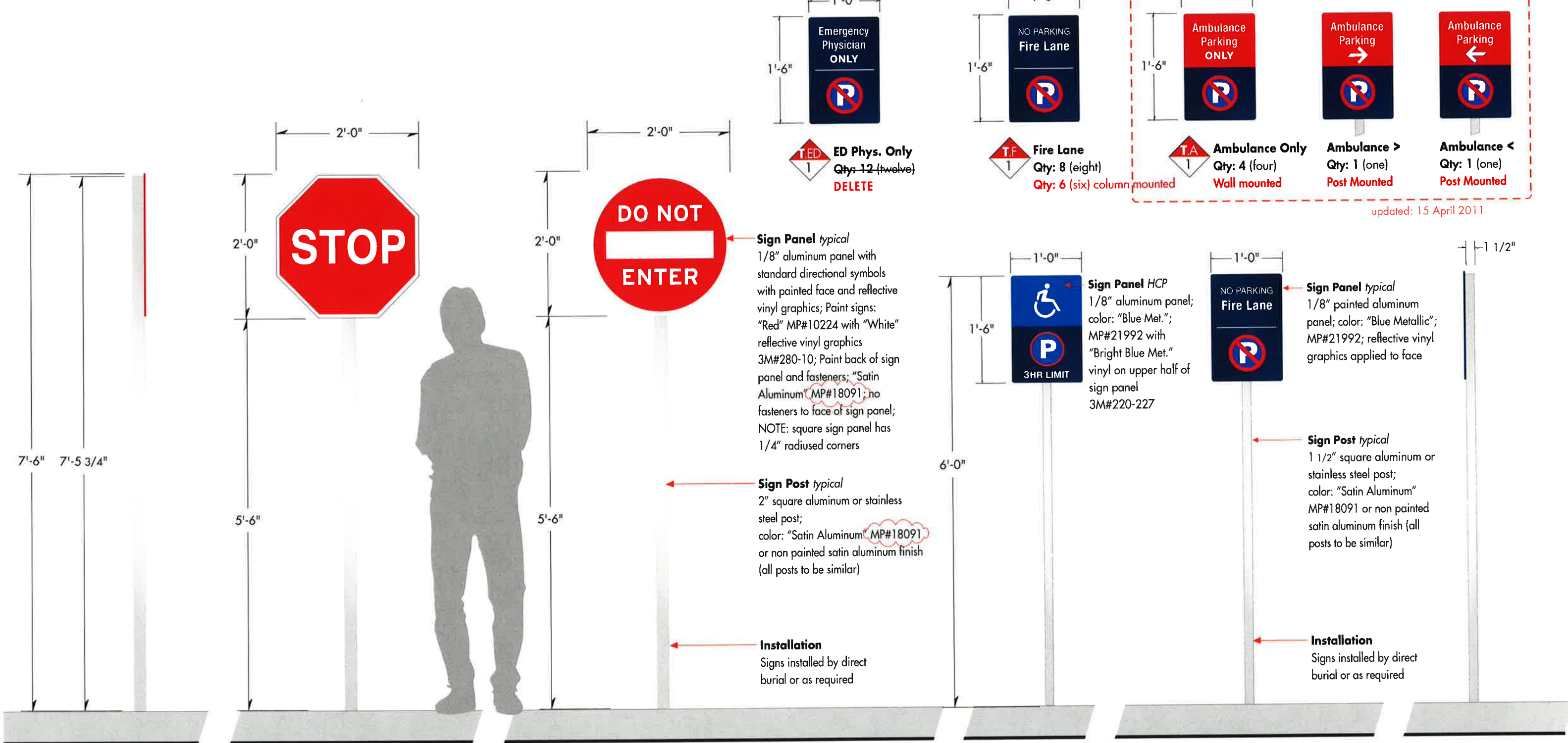
ENVIRONMENTAL GRAPHICS
Gamble Design LLC
 154 Maplewood Avenue
 Portsmouth NH 03801
 ☎ 603.427.1300

ARCHITECTURE
CANNONDESIGN
 360 Madison Avenue
 New York NY 10017
 ☎ 212.972.9800

DRAWING TITLE
No Smoking
 Flat sign panel
 Scale: as shown
 20 August 2010

DRAWING N°

NS.1



updated: 15 April 2011

Side View typical

Stop Sign
Qty: 4 (four)

No Entry
Qty: 6 (six)

Accessible Parking
Qty: 12 (twelve) wall mounted

Fire Lane
Qty: 2 (two) post mounted

Side View typical



EXTERIOR SIGN SYSTEM NASSAU UNIVERSITY MEDICAL CENTER

ENVIRONMENTAL GRAPHICS
Gamble Design LLC
 154 Maplewood Avenue
 Portsmouth NH 03801
 ☎ 603.427.1300

PEER DESIGN REVIEW
TRO Jung | Brannen
 22 Boston Wharf Road
 Boston MA 02210
 ☎ 617.502.3400

DRAWING TITLE
Traffic/Parking Signs
 Freestanding/wall mounted
 Scale: as shown
 15 April 2011

DRAWING N°
T1.1+

Top View typical



Sign Panel typical

Painted 1/4" sign panel with applied vinyl graphics; "Dark Blue Metallic" with "Bright Blue" arrow accents

Mounting typical

Sign panel mounts to inside of square post through slot at top

Sign Post typical

2 1/4" square post; paint "Satin Aluminum" MP#18071 with finial cap; color: "Bright Yellow" as shown

Installation typical

Direct burial as required

8'-0"

2 1/4"

End View typical



Pedestrian Caution freestanding at pedestrian crossings

Scale: 3/4" = 1' - 0"

Qty: 6 (six)



EXTERIOR SIGN SYSTEM NASSAU UNIVERSITY MEDICAL CENTER



ENVIRONMENTAL GRAPHICS

Gamble Design LLC
154 Maplewood Avenue
Portsmouth NH 03801
603.427.1300

PEER DESIGN REVIEW

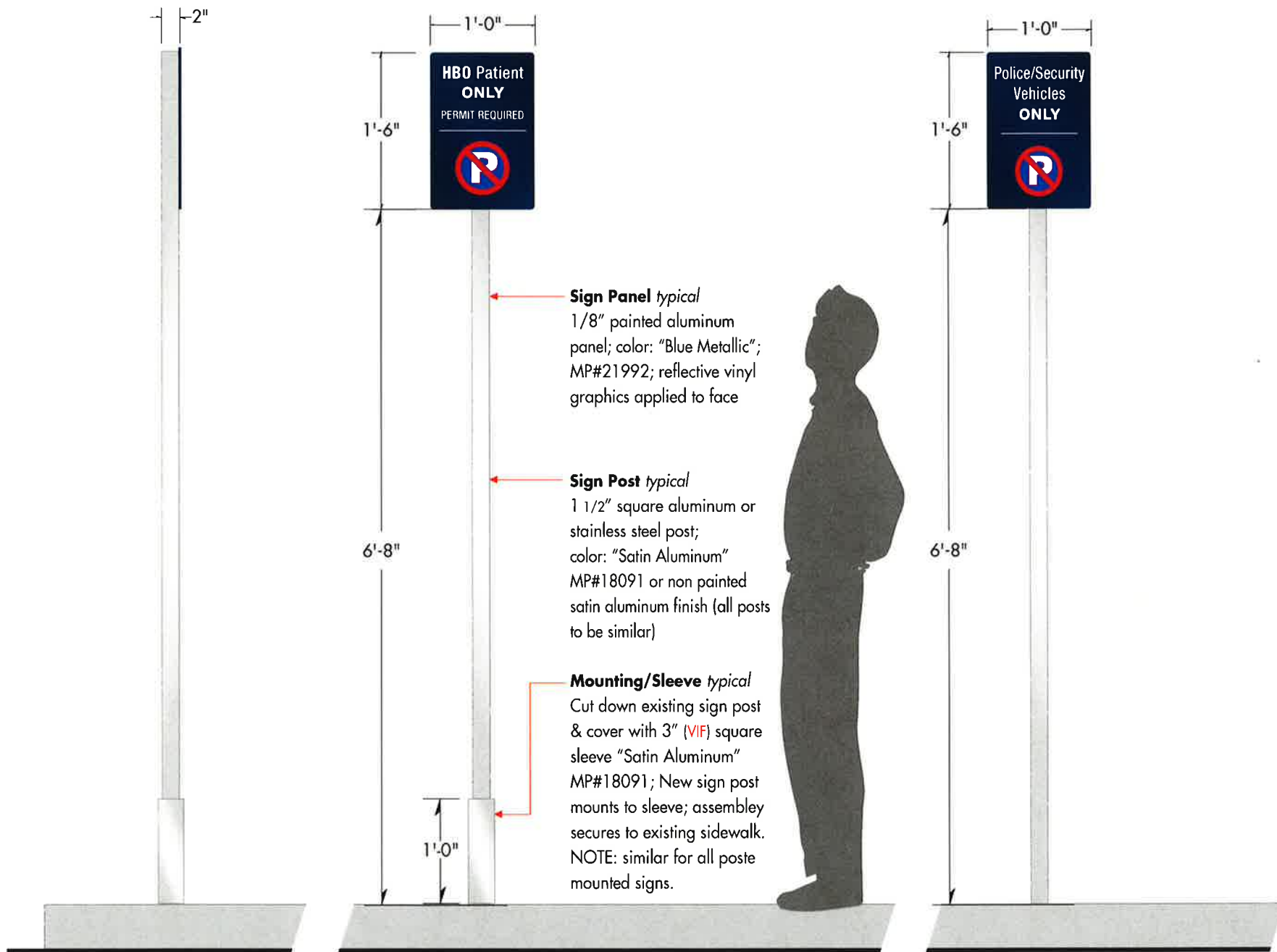
TRO Jung|Brannen
22 Boston Wharf Road
Boston MA 02210
617.502.3400

DRAWING TITLE

Pedestrian Crossing Sign
Freestanding
Scale: as shown
20 August 2010

DRAWING N°

T1.2



Sign Panel typical
 1/8" painted aluminum panel; color: "Blue Metallic"; MP#21992; reflective vinyl graphics applied to face

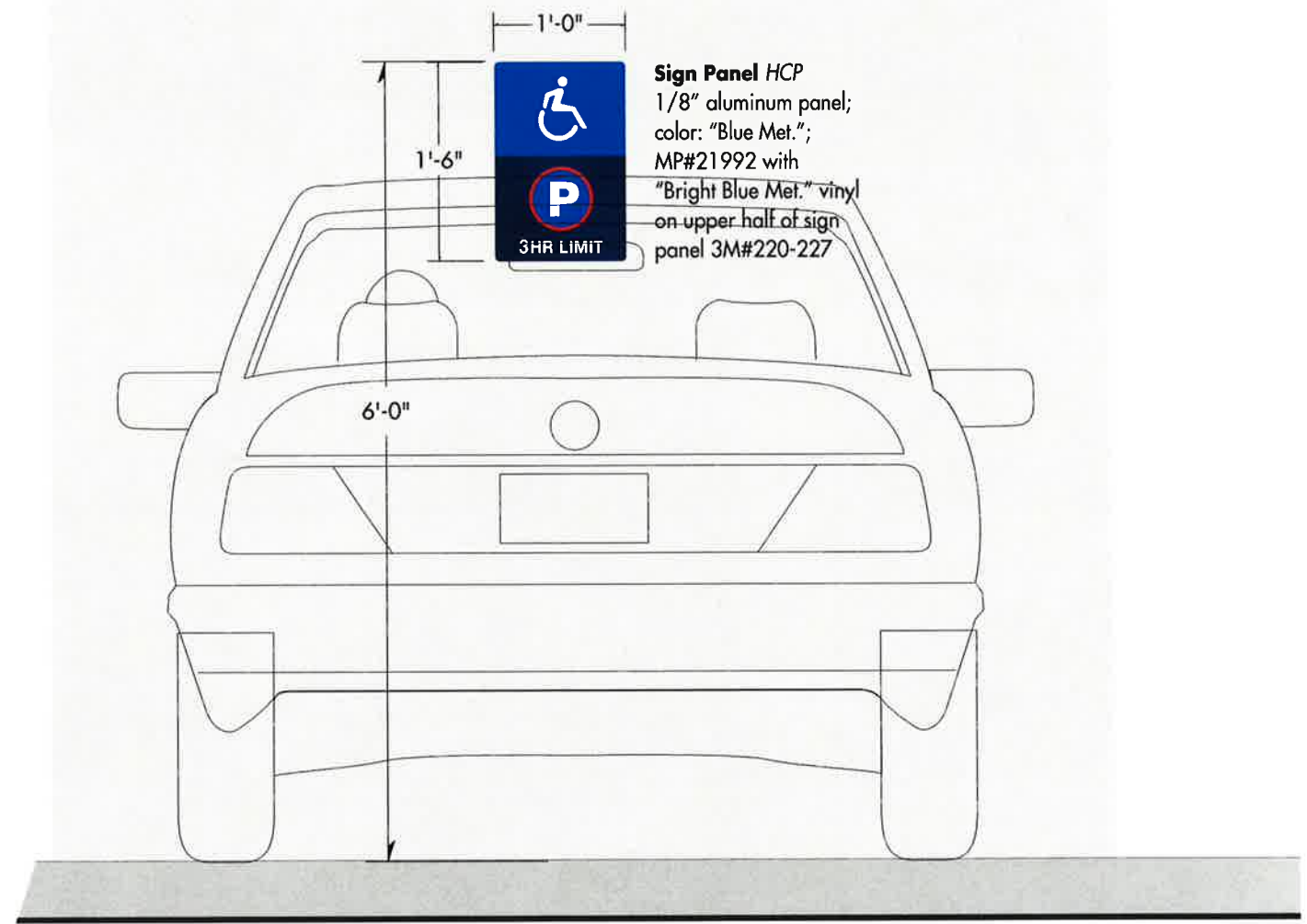
Sign Post typical
 1 1/2" square aluminum or stainless steel post; color: "Satin Aluminum" MP#18091 or non painted satin aluminum finish (all posts to be similar)

Mounting/Sleeve typical
 Cut down existing sign post & cover with 3" (VIF) square sleeve "Satin Aluminum" MP#18091; New sign post mounts to sleeve; assembly secures to existing sidewalk. NOTE: similar for all poste mounted signs.

Side View typical

T.H.B. HBO Only
 Qty: +3 (three) post mounted in existing loc @ sidewalk with new post (see "Mounting" note)

T.P.S. Police/Security Only
 Qty: +1 (one) post mounted in existing loc @ sidewalk with new post (see "Mounting" note)



Sign Panel HCP
 1/8" aluminum panel; color: "Blue Met."; MP#21992 with "Bright Blue Met." vinyl on upper half of sign panel 3M#220-227

HCP Accessible Parking
 Qty: +1 (one) wall mounted